

# 2020-2024 HUD CONSOLIDATED PLAN and 2020 ACTION PLAN



**CLARK COUNTY  
NORTH LAS VEGAS  
BOULDER CITY  
MESQUITE**

# Executive Summary

## ES-05 Executive Summary – 24 CFR 91.200(c), 91.220(b)

### 1. Introduction

Clark County, Boulder City and Mesquite have collaborated to develop the Consolidated Plan for HUD Program Years 2020-2024. The five-year plan guides the service, housing and capital investments for the following US Department of Housing and Urban Development (HUD) funded programs: The Community Development Block Grant (CDBG), HOME Investment Partnership Act (HOME), and Emergency Solutions Grant (ESG). These programs are intended to accomplish three main goals: develop viable communities, decent housing and expand economic opportunities for low- and moderate-income persons living in Clark County. The Consolidated Plan brings together the planning, application, reporting and citizen participation components of each of the grant programs. The coordination of these processes is accomplished through a consortium of local jurisdictions referred to as the HUD Consolidated Plan (HCP) Consortium.

### 2. Summary of the objectives and outcomes identified in the Plan Needs Assessment Overview

The following summary illustrates the primary housing issues facing the HCP Consortium and the strategies that will be pursued over the next five years.

In Clark County there is a shortage of 59,370 affordable units available to extremely low-income households at 30% area median income and below, and a shortage of 78,112 affordable and available units for households at 50% of area median income. In the past 5 years, Clark County has provided \$21.7 million in HOME/AHTF funding which leveraged \$306 million in other funding for our community, created hundreds of jobs and yielded 2,251 units of affordable housing for seniors, families and the disabled. Still, population change is one of the most pressing issues facing Southern Nevada. The jurisdictions in the region have seen incredible population growth since 2000. The City of North Las Vegas more than doubled in size in 17 years, while the City of Mesquite grew by 86% and the City of Henderson and Clark County both grew by more than 50%.

Fast population growth, that affordable housing production cannot keep up with, has led to an increase in housing costs that leave many people living in substandard conditions, cost burdened, or at risk of homelessness.

While affordable housing demand is much larger than our limited resources, Community Resources Management (CRM) continues to work with community partners to create affordable housing units

throughout the county. CRM uses several federal and state housing programs to increase the supply of affordable housing, accessible housing, and permanent supportive housing in Clark County.

The 2019 Southern Nevada PIT Count indicates that between 2018 and 2019, the total number of persons experiencing homelessness decreased from 6,083 to 5,530. The number of unsheltered homeless persons decreased from 3,884 to 3,317 during this time period. While these decreases are a positive development, the number of homeless individuals and households continue to be problematic, with the number of unsheltered homeless being one of the highest in the nation.

The Clark County Capital Improvement Plan 2020-2024 has identified approximately \$5.5 billion in project costs with an actual annual budget for such projects at \$359.7 million. The City of North Las (NLV) 2019-2023 Capital Improvement Plan is projected at \$560,989,099 with actual budget amounts much lower. Boulder City and Mesquite each have similar issues. Additionally, there are very few capital funds available for non-profit organizations to undertake capital improvements, CDBG being one of the few resources available to the community. Based on the issues outlined above, the HCP Consortium will focus on the following goals over the next five years:

- Provide Decent and Affordable Housing - New Construction of Multi Family and Single-Family Housing, Acquisition/Rehab/Resale or Rental of Single-Family Housing, Tenant Based Rental Assistance, Rehabilitation of Rental and Owner Housing, and Homebuyer Assistance.
- Prevent and End Homelessness
- Provide Community and Supportive Services
- Provide Community Facilities and Infrastructure

### **3. Evaluation of past performance**

From FY 2015 to FY 2019, the HCP Consortium completed almost 2,000 units of new construction rental housing, rehabilitated 341 rental units, provided tenant based rental assistance to 799 homeless individuals, and overnight shelter for 17,062 homeless.

Clark County completed its fourth Five-Year CDBG Capital Improvement Plan, constructing or rehabilitating public facilities serving a variety of people including homeless youth, people with mental health issues, unemployed people and seniors. Boulder City completed infrastructure improvements and accessibility improvements for people with disabilities. Thousands of people were assisted with food, transportation, childcare and homeless services, among many other services.

#### **4. Summary of citizen participation process and consultation process**

The development of the 2020-2024 Consolidated Plan and 2020 Action Plan included many opportunities for citizen input and comment. In addition to announcements in the Las Vegas Review Journal and El Tiempo newspapers concerning the availability of federal housing and community development funds, each jurisdiction held public hearings regarding the allocation of federal funds. Further, a permanent citizens advisory body was involved in the review of CDBG, HOME and ESG. A plethora of public service non-profits and housing developers were consulted to learn the priority needs for housing and community development.

#### **5. Summary of public comments**

The TV broadcast is 10-15 seconds behind the phone, so we missed the public comment period, for item 30. Our question was not read, this is SafeNest?

Good afternoon -- On behalf of Safe Nest, I have a comment/question for the BCC meeting on 5/5, for agenda item #30: CDBG funding recommendations, please. We want to inquire as to why Safe Nest's project isn't being recommended for funding when the project's score is higher than two of the other projects that are being recommended for funding, especially as the project addresses three of the priority populations for CDBG funding (abused children, battered spouses, homeless persons). Thank you. --Christy Shannon

Regarding the CDBG grant for Bridge Counseling. While I'm sure most of you are familiar with our Alta campus, adjacent to Metro's headquarters, I'm guessing you would be amazed at what we have done at our McLeod facility, the former Silver State Schools Credit Union facility. We purchased that \$5.5 million building and put over \$150,000 into system upgrades. Since then, we've spent about \$200,000 getting the building ready for our next phase, which involves the CDBG grant.

We have 50 dual-licensed therapists. This means, in addition to substance abuse treatment, we treat the mental health issues that caused the individuals to turn to substance abuse in the first place. Most places that the County and City of Las Vegas deal with, treat the substance abuse but not the underlying mental health issues. Likewise, with the for-profit substance abuse facilities. The underlying issues such as PTSD, mental-, physical-, emotional-, sexual-abuse and other trauma, are rarely addressed.

We rarely use drugs to combat substance addiction. We try to get our clients back into society, back to their families and back to being productive and not-dependent on a life-time of government subsidies.

Bridge has a Crisis Stabilization Contract with Clark County, providing a full array of outpatient and wraparound services. As the COVID-19 crisis ends, Bridge will open a 56 bed Residential Treatment Shelter and then a 9-bed Medical Detox facility onsite (at McLeod).

The CDBG project will add a 20-bed Residential Treatment Shelter for women, a 100-bed transitional living facility and up to 20 beds in a Psychiatric Residential Treatment Facility for young people under 21 years of age (who are currently being shipped out-of-state for treatment).

The CDBG project is “shovel-ready” with all utilities, off-street parking, and access to medical care, mental health services and case management, currently on site. In addition to our dual-licensed therapists, we employ a nurse practitioner and a psychiatrist. All Clark County residents, regardless of commission districts, have access to our services.

I am asking for your support for this CDBG grant, and ask that it be fast tracked, as it is shovel ready and we have much of the supporting infrastructure, including bathroom/shower facilities already in place, along with nearly 100 beds set-up and ready-to-go. As I write this, our board just approved another \$60,000 to commence construction to change our staff kitchen/lunchroom, into a fully functional, commercial kitchen. We are also in the process of upgrading our fire detection/suppression system up to 2020 standards.

I believe Kevin Schiller is on board with what we’re doing, although I can’t speak for him. I do know he has asked Bridge to facilitate another program for the County, which will be similar to, but an improved version of the Metro LEAD program. Feel free to check with Kevin. We have also been asked to take over several programs for the County, which involve the courts and juveniles.

In short, this CDBG grant will give you the biggest and fastest bang for your buck.

**6. Summary of comments or views not accepted and the reasons for not accepting them**

Not applicable.

**7. Summary**

The HCP Consortium will continue to work to end chronic homelessness and increase the number of homeless people moving into permanent housing by utilizing CDBG and HOME grant funds. The consortium will continue to support activities that improve services for low- and moderate-income persons, and improve or increase the quality of public improvements and public facilities.

## The Process

### PR-05 Lead & Responsible Agencies - 91.200(b)

**1. Describe agency/entity responsible for preparing the Consolidated Plan and those responsible for administration of each grant program and funding source**

The following are the agencies/entities responsible for preparing the Consolidated Plan and those responsible for administration of each grant program and funding source.

Agency Role	Name	Department/Agency
Lead Agency	CLARK COUNTY	
CDBG Administrator	CLARK COUNTY	Social Service/Community Resources Management
HOPWA Administrator	N/A	
HOME Administrator	CLARK COUNTY	Social Service/Community Resources Management
ESG Administrator	CLARK COUNTY	Social Service/Community Resources Management

**Table 1 – Responsible Agencies**

### Narrative

Clark County, Boulder City and Mesquite have collaborated to develop the Consolidated Plan for HUD Program Years 2020-2024. The five-year plan guides the service, housing and capital investments for the following US Department of Housing and Urban Development (HUD) funded programs: The Community Development Block Grant (CDBG), HOME Investment Partnership Act (HOME), and Emergency Solutions Grant (ESG). These programs are intended to accomplish three main goals: develop viable communities, decent housing and expand economic opportunities for low- and moderate-income persons living in Clark County. The Consolidated Plan brings together the planning, application, reporting and citizen participation components of each of the grant programs. The coordination of these processes is accomplished through a consortium of local jurisdictions referred to as the HUD Consolidated Plan (HCP) Consortium.

Clark County and the Cities of Boulder City and Mesquite are the local entitlement communities that comprise the HUD Consolidated Plan (HCP) Consortium. The City of Henderson and the City of Las Vegas are affiliate jurisdictions but operate their programs independently. In FY 2018, the City of North Las

Vegas transitioned from being part of the Urban County Program to become an independent entitlement jurisdiction for CDBG and ESG funds. The HCP Consortium was formed to respond to HUD's requirements for completion of the Consolidated Plan. Clark County is the lead agency in the HCP Consortium. The planning period for the HCP is from Fiscal Year (FY) 2020 to 2024. All members have the same program year. The HCP is a five-year plan, which provides an assessment of the Consortium's needs, resources and gaps as well as develops strategies to eliminate any gaps in service.

The Community Resources Management unit of Clark County Social Service serves as the lead agency in administering the County's CDBG, HOME and ESG funds. Under the CDBG Entitlement program, Clark County receives funds from HUD and then allocates them to the cities of Boulder City and Mesquite based on an Interlocal Agreement. These jurisdictions then utilize these funds for jurisdiction specific activities. CRM also administers unincorporated Clark County's allocation of CDBG funds. Under the HOME Consortium Agreement, CRM is also responsible for distributing HOME Program funds for unincorporated Clark County and the City of North Las Vegas, and in monitoring their use.

North Las Vegas utilizes its Neighborhood Services Division to carry out its HOME program and remaining Neighborhood Stabilization Program (NSP1). The Planning Department is responsible for administering the City's Master Plan, its policy framework for community growth and revitalization. The City's Economic Development Department (EDD) is responsible for downtown redevelopment activities, economic development marketing, business retention and expansion and working on land auctions with the BLM in the City's Northern Development Area. The EDD is also working with local financial institutions to ensure mortgage and rehabilitation financing is made available to all areas of North Las Vegas.

Boulder City's Planning Department administers CDBG action plan projects per the Interlocal Agreement for a CDBG Consortium with Clark County.

### **Consolidated Plan Public Contact Information**

Questions concerning the Consolidated Plan should be directed to Deanna Judkins, Principal Planner at [Deanna.Judkins@clarkcountynv.gov](mailto:Deanna.Judkins@clarkcountynv.gov); 702-455-5025; 1600 Pinto Lane, Las Vegas, NV 89106.

## **PR-10 Consultation - 91.100, 91.110, 91.200(b), 91.300(b), 91.215(I) and 91.315(I)**

### **1. Introduction**

The HCP Consortium Consolidated Plan is developed through a cooperative effort between all jurisdictions affected by the plan. Each grantee consulted with Clark County on researching and writing the plan. The Cities of Henderson, North Las Vegas and Las Vegas participate in bi-monthly Consortium meetings where discussion of issues, including the Consolidated Plan and community trends, takes place. The Consortium reviewed the City of Henderson, City of North Las Vegas, City of Las Vegas and State of Nevada Consolidated Plans as well as submitted the Consortium Consolidated Plan to all jurisdictions for their review and comment. The plans are consistent and outline similar goals for the five-year period.

There are currently two housing and community development consortia in Clark County: 1) the Urban County CDBG Consortium (consists of Clark County and the Cities of Boulder City and Mesquite); and 2) the Clark County HOME Consortium (Clark County and North Las Vegas). The Cities of Boulder City and Mesquite are part of the HOME Consortium by virtue of their participation in the CDBG Consortium. The City of Las Vegas and the City of Henderson are separate CDBG and HOME entitlement recipients and the City of North Las Vegas is separate CDBG entitlement recipient; all submit their own Consolidated Plans. However, Clark County and the other CDBG Urban County and HOME Consortium members coordinate with these two entitlement jurisdictions.

All six jurisdictions (Clark County, City of Las Vegas, City of North Las Vegas, City of Henderson, City of Mesquite and City of Boulder City) are members of the Southern Nevada HUD Consortium, which holds bi-monthly meetings to discuss issues, including the Consolidated Plan and community trends. In addition to these jurisdictions, the Nevada Housing Division, the Southern Nevada Regional Housing Authority, and the Southern Nevada Homelessness Continuum of Care participate in the Southern Nevada HUD Consortium.

**Provide a concise summary of the jurisdiction's activities to enhance coordination between public and assisted housing providers and private and governmental health, mental health and service agencies (91.215(I)).**

Regional level coordination takes place through several avenues, including the Southern Nevada Regional Planning Coalition (SNRPC), and its various committees, Southern Nevada Strong, the Southern Nevada Homelessness Continuum of Care (SNH CoC), Southern Nevada Coordinated Transportation Plan



Stakeholder Advisory Committee Meetings, the Maryland Parkway Transportation Oriented Development (TOD) Technical Group and the Southern Nevada HUD Consortium Meetings. These organizations bring together all of the local governmental jurisdictions, along with the Regional Transportation Commission, Clark County School District, Las Vegas Metropolitan Police Department, Southern Nevada Adult Mental Health Services, and Southern Nevada Regional Housing Authority, among others.

Local jurisdictions also work together with the appropriate agencies on grant applications for non-entitlement funding, including Choice Neighborhoods, RAD, and other opportunities that become available each year.

Clark County brings the community together for bi-monthly Southern Nevada HUD Consortium Meetings to coordinate on regional issues related to HOME, CDBG, NSP, ESG/CoC and cross-cutting federal regulations. The discussions relate to joint projects, coordination of grant applications and emerging issues. A representative from the CoC attends to enhance the coordination with the CoC. A representative of the Nevada Housing Division attends on a regular basis, as well as staff from the Southern Nevada Regional Housing Authority. The broad-based participation in the Consortium meetings allows for an assessment of the regional impact of housing, homeless and community development policies and projects. The group occasionally invites special guests, such as elected officials' staff members, in order to communicate and collaborate across governmental levels.

A variety of other groups provide opportunities for the various jurisdictions' governments to coordinate with outside entities in the promotion, production and planning of affordable housing and homeless assistance. These groups include:

- State of Nevada Department of Business and Industry Private Activity Bond Council: a legislative appointed committee to discuss and provide advice and recommendations to the Director of the Department of Business and Industry regarding private activity bonds.
- United Way Emergency Food and Shelter Program Board (EFSP): a volunteer board that reviews applications from non-profits and makes recommendations on projects for award of EFSP funds.
- Southern Nevada Area Population Projection and Estimation Committee (SNAPPE): a volunteer group that meets monthly to discuss population projections, discuss demographic trends and hear from local experts on related topics. Southwest Gas, NV Energy, Las Vegas Valley Water District, and representatives from each jurisdiction's comprehensive planning departments participate in this group, including a representative of the Southern Nevada Consortium.

**Describe coordination with the Continuum of Care and efforts to address the needs of homeless persons (particularly chronically homeless individuals and families, families with children, veterans, and unaccompanied youth) and persons at risk of homelessness**

Southern Nevada was ahead of most other communities in the country in creating a regional collaboration on homeless issues, while respecting the individual political entities. An initial regional framework designed by SNRPC in 2003 took on an updated governance structure that incorporated the rules and regulations enacted through the HEARTH Act and the Continuum of Care (CoC) Program in 2009. The SNRPC Committee on Homelessness and CoC were merged into one cohesive structure in 2014, known as the Southern Nevada Homelessness Continuum of Care (SNH CoC), governed by the Southern Nevada Homelessness Continuum of Care Board (SNH CoC Board).

Clark County Social Service provides the staff support for the activities of the SNH CoC. The SNH CoC Board identifies homeless issues and gaps in services, coordinates the allocation of funds and develops and evaluates HELP HOPE HOME, Southern Nevada's Regional Plan to End Homelessness. A Steering Committee focuses on routine administrative business matters. Activities of the SNH CoC Board include yearly strategic planning, the annual homeless census/point-in-time count, regional coordination, inclement weather shelter, HMIS, system evaluation, HEARTH Act implementation and other activities. Members include the directors of Clark County Social Service, Office of Community Services for the City of Las Vegas, and Neighborhood Services for the Cities of North Las Vegas and Henderson, the Veterans Administration, the Nevada Homeless Alliance, the Southern Nevada Adult Mental Health Services, the Clark County School District Title I, the Chief of the Las Vegas Metropolitan Police Department, MGM Resorts, and the City of Boulder City. The SNH CoC empowers working groups to address mandates and/or topics of critical importance. Members of working groups represent a cross-section of stakeholders determined to end homelessness, including well versed, experienced representatives from public and private agencies, who bring a wealth of experience in public policy/administration, homeless services, domestic violence and sub-populations of homeless.

The CoC Evaluation Working Group (EWG) oversees the planning, operations and activities of the CoC with staff support from Clark County Social Service. They develop updates to and ensure compliance with the regional 10-year strategic plan through: monitoring of performance measures and outcomes; conducting the services and housing gaps analysis; planning for the Point-In-Time count (PIT) of the homeless population; reviewing/ recommending potential CoC projects; submission of the CoC application; HEARTH implementation and any other activities under the CoC. Clark County and the City of North Las Vegas staff are active participants in the CoC EWG. The ESG program is a standing item on

the agenda. All CoC EWG meetings are open to the public; providers or interested parties are encouraged to volunteer for appropriate subgroups representing specific populations. The Southern Nevada Housing and Homeless Plan includes all of the jurisdictions in Southern Nevada and outlines goals and strategies to guide local governments in funding, developing and supporting homeless services. This plan is incorporated by reference in all jurisdictions' Consolidated Plans.

Staff from Clark County Social Service Community Resources Management unit serve on the Moving-On Sub Working Group of the Built for Zero Working Group. This sub working group identifies clients that are ready to “move-on” to stability on their own, clients who have skills and resources necessary for permanency and no longer have to rely on the homeless services system. The group is developing tools to assess readiness and creating a referral system for units for this population.

**Describe consultation with the Continuum(s) of Care that serves the jurisdiction's area in determining how to allocate ESG funds, develop performance standards and evaluate outcomes, and develop funding, policies and procedures for the administration of HMIS**

All ESG recipients in the CoC's geographic area have representation on the CoC EWG. ESG is a standing item on the CoC EWG monthly meeting agenda; where ESG grantees provide information on allocation of ESG funds, work with the CoC EWG to develop performance standards and report on subrecipient monitoring. The CoC EWG also reviews and approves the ESG Written Standards, which are updated through discussions with subrecipients and provides the funding priorities to the ESG allocations committees, which are then approved by their respective boards and councils. All ESG subrecipients are required to participate in HMIS and data gathered is shared with the CoC EWG. ESG grantees work with the CoC EWG to ensure collaboration, non-duplication of services and maximum use of resources. All HMIS administration policies and procedures are reviewed and approved by the CoC EWG. Clark County collaborates with the EWG through a subcontractor that monitors projects assisted by ESG and CoC funds.

**2. Describe Agencies, groups, organizations and others who participated in the process and describe the jurisdictions consultations with housing, social service agencies and other entities**

**Table 2 – Agencies, groups, organizations who participated**

1	<b>Agency/Group /Organization</b>	Southern Nevada Regional Housing Authority
	<b>Agency/Group/Organization Type</b>	Housing PHA Services - Housing
	<b>What section of the Plan was addressed by Consultation?</b>	Housing Need Assessment Public Housing Needs Homelessness Strategy Homeless Needs - Chronically homeless Homeless Needs - Families with children Homelessness Needs - Veterans Homelessness Needs - Unaccompanied youth Non-Homeless Special Needs Market Analysis Anti-poverty Strategy
	<b>How was the Agency/Group/ Organization consulted and what are the anticipated outcomes of the consultation or areas for improved coordination?</b>	The HCP Consortium discussed the future plans of the housing authority for the development of affordable housing and the maintenance of its existing housing stock with the SNRHA Executive Director and staff. The HCP Consortium also used the information gathered by Southern Nevada Strong in its focus groups with public housing residents and Housing Choice Voucher holders to inform this plan. The HCP Consortium will continue to work with SNRHA on PBV and HCV priorities for homeless households and individuals. SNRHA is a regular participant in the Continuum of Care along with the HCP Consortium.

2	<b>Agency/Group/ Organization</b>	Clark County Social Service
<b>Agency/Group/ Organization Type</b>	Housing Services-Housing Services-Children Services-Elderly Persons Services-Persons with Disabilities Services-Persons with HIV/AIDS Services-homeless Services-Health Other government - County Regional organization	
<b>What section of the Plan was addressed by Consultation?</b>	Housing Need Assessment Homelessness Strategy Homeless Needs - Chronically homeless Homeless Needs - Families with children Homelessness Needs - Veterans Homelessness Needs - Unaccompanied youth Non-Homeless Special Needs Anti-poverty Strategy	
<b>How was the Agency/Group /Organization consulted and what are the anticipated outcomes of the consultation or areas for improved coordination?</b>	Clark County Social Service was consulted regarding the needs and issues facing low-income households, particularly those with special needs and who are homeless. CCSS provides staff for the Southern Nevada Homelessness Continuum of Care and the SNH CoC Board and Working Groups. CCSS is seeking solutions to moving homeless individuals through the Continuum of Care to self-sufficiency and was consulted about the role of affordable housing in these efforts. CCSS was also consulted regarding the needs and issues facing persons with HIV/AIDS and their families, using the Ryan White Comprehensive Needs Assessment 2018 to identify needs.	

3	<b>Agency/Group/ Organization</b>	Silver State Fair Housing Council
	<b>Agency/Group/ Organization Type</b>	Service-Fair Housing Regional organization
	<b>What section of the Plan was addressed by Consultation?</b>	Housing Need Assessment Market Analysis
	<b>How was the Agency/Group /Organization consulted and what are the anticipated outcomes of the consultation or areas for improved coordination?</b>	Silver State Fair Housing provides Fair Housing services to Southern Nevada and receives funding through Clark County. The number of complaints is tracked and their input was essential in the Regional Analysis of Impediments which is a part of the Consolidated Plan. The HCP Consortium will continue to work with Silver State Fair Housing Council to ensure fair housing issues are addressed in Southern Nevada.
4	<b>Agency/Group /Organization</b>	United Way of Southern Nevada
	<b>Agency/Group /Organization Type</b>	Services-Housing Services-Children Services-Elderly Persons Services-Persons with Disabilities Services-Persons with HIV/AIDS Services-Victims of Domestic Violence Services-homeless Services-Health Services-Education Services-Employment Services-Victims Regional organization Business and Civic Leaders

<p><b>What section of the Plan was addressed by Consultation?</b></p>	<p>Housing Need Assessment</p> <p>Homelessness Strategy</p> <p>Homeless Needs - Chronically homeless</p> <p>Homeless Needs - Families with children</p> <p>Homelessness Needs - Veterans</p> <p>Non-Homeless Special Needs</p> <p>Economic Development</p> <p>Market Analysis</p> <p>Anti-poverty Strategy</p>
<p><b>How was the Agency/Group /Organization consulted and what are the anticipated outcomes of the consultation or areas for improved coordination?</b></p>	<p>CCSS staff participate on the United Way's Emergency Food and Shelter Program (EFSP) Board, which allocates food and shelter funds to homeless and non-homeless services agencies. Discussions at those meetings provide important input into the identification of gaps in the service system and priority needs in the community. The United Way also provides Community Connect, an online platform to assist with using community demographics and statistics on education, financial stability, health and well-being for the purposes of planning and project development.</p>

5	<b>Agency/Group /Organization</b>	Southern Nevada Regional Planning Coalition (SNRPC) Committee on Homelessness (COH)
	<b>Agency/Group /Organization Type</b>	Housing PHA Services-Housing Services-Children Services-Elderly Persons Services-Persons with Disabilities Services-Persons with HIV/AIDS Services-Victims of Domestic Violence Services-homeless Services-Health Services-Education Services-Employment Service-Fair Housing Services-Victims Other government - Local Regional organization Planning organization Business and Civic Leaders School District, VA, LVMPD
	<b>What section of the Plan was addressed by Consultation?</b>	Housing Need Assessment Homelessness Strategy Homeless Needs - Chronically homeless Homeless Needs - Families with children Homelessness Needs - Veterans Homelessness Needs - Unaccompanied youth Market Analysis Anti-poverty Strategy



	<b>How was the Agency/Group /Organization consulted and what are the anticipated outcomes of the consultation or areas for improved coordination?</b>	The Southern Nevada Regional Planning Coalition's (SNRPC) mission is to bring together all public jurisdictions to coordinate regional planning in a seamless fashion while respecting each member's autonomy. This requires promoting intergovernmental cooperation and trust built on careful planning and accountability, thus enhancing the quality of life in Southern Nevada.
6	<b>Agency/Group /Organization</b>	Southern Nevada Health District
	<b>Agency/Group /Organization Type</b>	Health Agency Other government - County Regional organization
	<b>What section of the Plan was addressed by Consultation?</b>	Housing Need Assessment Lead-based Paint Strategy
	<b>How was the Agency/Group /Organization consulted and what are the anticipated outcomes of the consultation or areas for improved coordination?</b>	The SNHD posted resources regarding lead exposure in Southern Nevada on its web site at: <a href="http://www.southernnevadahealthdistrict.org/clppp/resources.php">http://www.southernnevadahealthdistrict.org/clppp/resources.php</a> . A study suggested that lead paint exposure appears to be an insignificant issue for unincorporated Clark County, where housing stock is newer. The age of the home is a probable indicator of lead-based paint hazards. Due to the age of the housing stock in much of unincorporated Clark County, lead-based paint is not the primary source of lead exposure. Potential sources are household items, such as cooking pots and vinyl blinds, as well as imported candies, plastic toys and metal jewelry. Should Clark County choose to undertake projects that require lead-paint testing, the County will take the appropriate measures.
7	<b>Agency/Group /Organization</b>	Nevada Housing Division
	<b>Agency/Group /Organization Type</b>	Housing Other government - State

	<b>What section of the Plan was addressed by Consultation?</b>	Housing Need Assessment Non-Homeless Special Needs Market Analysis
	<b>How was the Agency/Group /Organization consulted and what are the anticipated outcomes of the consultation or areas for improved coordination?</b>	The State of Nevada Department of Business and Industry Housing Division (NHD) administers the Single-Family, Mobile Home and Multi-Family Mortgage Programs, the State Low-Income Housing Tax Credit (LIHTC) Program and the State Affordable Housing Trust Fund (AHTF). NHD also distributes the State allocation of HOME funds and monitors its use. NHD also manages the sale of Private Activity Bonds for each jurisdiction. These bonds and tax credits have been responsible for the development of thousands of units of affordable housing in Southern Nevada. The HCP Consortium works with NHD to identify areas of greatest need and rely on the division for updated housing data, particularly through their apartment surveys.
8	<b>Agency/Group /Organization</b>	Southern Nevada Homelessness Continuum of Care
	<b>Agency/Group /Organization Type</b>	Housing Services-homeless Regional organization Planning organization Business and Civic Leaders
	<b>What section of the Plan was addressed by Consultation?</b>	Housing Need Assessment Homelessness Strategy Homeless Needs - Chronically homeless Homeless Needs - Families with children Homelessness Needs - Veterans Homelessness Needs - Unaccompanied youth Market Analysis Anti-poverty Strategy

<p><b>How was the Agency/Group /Organization consulted and what are the anticipated outcomes of the consultation or areas for improved coordination?</b></p>	<p>The Southern Nevada Homelessness Continuum of Care (SNH CoC) Board is the official board acting on behalf of the Continuum of Care to take care of all related business requiring direction and/or formal actions and furthering the mission to end homelessness in Southern Nevada. They empower the CoC Evaluation Working Group (EWG), which consists of experienced representatives from public and private agencies, who bring a wealth of experience in public policy/administration, homeless services, domestic violence and other sub-populations of homelessness. The CoC EWG oversees the planning, operations and activities of the CoC. Together, they develop the updates to, and ensure compliance with, the regional 10-year strategic plan to end homelessness through: monitoring of performance measures and outcomes, conducting the services and housing gaps analysis, planning for the PIT, reviewing / recommending potential CoC projects, submission of the CoC application, HEARTH implementation and any other activities under the CoC.</p>
--	---

**Identify any Agency Types not consulted and provide rationale for not consulting**

All pertinent agencies were consulted in the development of the Consolidated Plan.

**Other local/regional/state/federal planning efforts considered when preparing the Plan**

Name of Plan	Lead Organization	How do the goals of your Strategic Plan overlap with the goals of each plan?
Continuum of Care	Southern Nevada Homelessness Continuum of Care	The goals of the Continuum of Care to address homelessness and the prevention of homelessness are adopted in full by the HCP Consortium. LINK: <a href="http://helphopehome.org">helphopehome.org</a>

Name of Plan	Lead Organization	How do the goals of your Strategic Plan overlap with the goals of each plan?
Southern Nevada Strong Regional Plan	Southern Nevada Strong	<p>Southern Nevada Strong is a collaborative regional planning effort, funded by a \$3.5 million-dollar grant from the US Department of Housing and Urban Development (HUD). Projects included in-depth research and community engagement efforts to look at issues facing our community and propose collaborative solutions. Studies used include the 2012 Southern Nevada Existing Conditions Report, "Metrics to Frame the Plan", Comprehensive Planning in Southern Nevada: A Livability Assessment", and others. The collaborative initiative worked to integrate housing, land use, economic and workforce development, transportation options and infrastructure to support and empower local communities. The plan was adopted in January 2015. The project is now operated by the Regional Transportation Commission. The group's work in 2018 includes continuing to explore transit-oriented development and affordable housing for the Maryland Parkway corridor.</p> <p>LINK: <a href="http://southernnevadastrong.org">southernnevadastrong.org</a></p>
CC Maryland Parkway Transit Oriented Development	Clark County	<p>The overarching goal for the Maryland Parkway corridor is to spur transit-oriented development (TOD) in the Las Vegas Valley after years of study. The TOD Plan will evaluate the development around station areas along the corridor, designed for bus rapid transit (BRT), but flexible enough to evolve to any other mode of high-capacity transit. The RTC, along with the City of Las Vegas and Clark County will conduct the plan to help deliver equitable TOD along Maryland Parkway, and provide a model for the region.</p>

Name of Plan	Lead Organization	How do the goals of your Strategic Plan overlap with the goals of each plan?
Southern Nevada Coordinated Transportation Plan	Regional Transportation Commission	The Southern Nevada Coordinated Public Transit-Human Services Transportation Plan (Coordinated Transportation Plan) aims to enhance mobility for seniors, people with disabilities and low-income individuals. The federally required plan brings together public, private and non-profit transportation and human service providers and includes the following elements: Inventory of existing transportation services; Identification of transportation needs, duplication of services, and regional service area gaps; Assessment of existing and potential funding sources; and Goals, strategies and an action plan.
HELP HOPE HOME: Regional Plan to End Homelessness	Clark County Social Service Southern Nevada Homelessness Continuum of Care	Comprehensive assessment of homelessness and plan to fill gaps and end homelessness. LINK: <a href="http://helphopehome.org">helphopehome.org</a>
Clark County Comprehensive Plan (Including Housing)	Clark County Comprehensive Planning Department	Clark County's Department of Comprehensive Planning provides a Federal Lands Element of the County's Comprehensive Plan. The Federal Lands Report identifies policies that provide direction to Clark County relative to impacts from actions on and near federal lands. About ninety percent of the land area in Clark County is administered by six federal agencies. The Report is consistent with the provisions of the Southern Nevada Public Lands Management Act of 1998 and the Clark County Conservation of Public Land and Natural Resources Act of 2002 and will inform potential use of these lands for projects.

Name of Plan	Lead Organization	How do the goals of your Strategic Plan overlap with the goals of each plan?
North Las Vegas Comprehensive Master Plan	North Las Vegas Planning and Zoning Department	North Las Vegas Planning and Zoning produces the Comprehensive Master Plan which is a long-term, general policy plan for the physical development of North Las Vegas.
Comprehensive Economic Development Strategy (CEDS)	Las Vegas Global Economic Alliance	The Southern Nevada Comprehensive Economic Strategy is the result of a collaborative effort between the Las Vegas Global Economic Alliance (LVGEA) and over 300 stakeholders in Southern Nevada. This document will guide decisions made by the LVGEA as it sets about the task of diversifying Southern Nevada's economy and laying the foundations for long-term economic stability.
SNRHA 5 Year Plan 2018-2022	Southern Nevada Regional Housing Authority	This plan spans FY2018-2022 and identifies the PHAs quantifiable goals and objectives that will enable the PHA to serve the needs of low-income and very low-income, and extremely low-income families for the next five years, while also including a report on the progress of the PHA has made in meeting the goals and objectives described in the previous 5-year Plan.
Southern Nevada Regional Analysis of Impediments	Clark County	The RAI outlines the impediments to fair housing choice identified in Southern Nevada and contains recommendations to overcome these impediments.

**Table 3 – Other local / regional / federal planning efforts**

**Describe cooperation and coordination with other public entities, including the State and any adjacent units of general local government, in the implementation of the Consolidated Plan (91.215(I))**

The HCP Consortium consulted and worked with a variety of organizations concerning the needs of people with disabilities including many divisions and agencies within the State of Nevada Department of Health and Human Services – the Substance Abuse Prevention and Treatment Agency, the Nevada State Health Division, the Desert Regional Center, Aging and Disability Services, Child and Family Services and Southern Nevada Adult Mental Health Services. Clark County also conferred with Accessible Space, Inc.,

which operates 16 housing developments in Southern Nevada that house people with traumatic brain injuries, the severely disabled and frail elderly.

Clark County and the cities of Las Vegas, Henderson, North Las Vegas, Boulder City and Mesquite meet on a bi-monthly basis to discuss issues relating to HOME, CDBG and ESG. The discussions range from questions relating to joint projects, to coordination of grant application cycles.

The Clark County Comprehensive Planning Department was consulted as it is responsible for the completion of the housing element, which is required by the State of Nevada and on which a report is due annually. The Comprehensive Plan is a compilation of long-range plans that are specific to a topic (examples include transit, and growth forecast and impacts) or geographic area (land use plans). In combining these more specific plans into a “comprehensive” document, the County aims to have policies and plans complement each other. The Comprehensive Plan is not a static document. As the community changes; its goals and needs change and in turn components of the Comprehensive Plan are updated to reflect those changes. The Department also administers many of the County’s land use regulations to implement the Comprehensive Plan’s goals.

The State of Nevada Department of Business and Industry’s Housing Division administers the Single-Family, Mobile Home and Multi-Family Mortgage Programs, the State Low-Income Housing Tax Credit (LIHTC) Program and the State’s Account for Affordable Housing Trust Fund (AHTF). The Housing Division also distributes the State’s allocation of HOME funds and monitors its use. The Division also manages the sale of Private Activity Bonds for each jurisdiction. These bonds and tax credits have been responsible for the development of thousands of units of affordable housing in Southern Nevada.

### **Narrative**

Clark County Social Service (CCSS) was consulted regarding the needs and issues facing persons with HIV/AIDS as they administer the Ryan White program and the needs of their other clientele who access their financial assistance, home health aide services, senior services and more. The City of Las Vegas was also consulted as they administer the Housing Opportunities for Persons with AIDS (HOPWA) funding for the Las Vegas Metropolitan Statistical Area, which includes all jurisdictions in Clark County. Clark County Social Service also provides staff for the Southern Nevada Homelessness Continuum of Care.

Discussions were held with the Southern Nevada Regional Housing Authority (SNRHA) regarding the development of the Consolidated Plan and the SNRHA 5-year Plan. Both organizations are required to complete their own 5-Year Plan using data provided by the HUD Consolidated Plan. The draft Consolidated Plan was provided to the SNRHA for input. Additionally, regular meetings between the

SNRHA and local jurisdictions occur on an informal basis. The HCP Consortium will continue to undertake joint projects with the SNRHA.

Over the years, each jurisdiction has funded a variety of public service, housing and community facility projects, through the housing authorities and social service organizations, which benefit housing authority residents. This interaction and support between the jurisdictions and their respective housing authorities is expected to continue over the next five years as well via the Southern Nevada Regional Housing Authority which will result in the elimination of duplicate services.

Any capital improvements, demolition, or disposition of public housing developments are reviewed by the appropriate jurisdictions through interactions with governmental agencies for permitting, zoning, and funding.



## **PR-15 Citizen Participation - 91.105, 91.115, 91.200(c) and 91.300(c)**

### **1. Summary of citizen participation process/Efforts made to broaden citizen participation**

#### **Summarize citizen participation process and how it impacted goal-setting**

In addition to the public meetings held at the Board of County Commissioners, the citizen's advisory committees for CDBG/ESG/HOME allocations and the City Councils for North Las Vegas, Boulder City and Mesquite, the HCP Consortium participated with Clark County and TDA Consulting to develop the Regional Analysis of Impediments to Fair Housing between 2019 and 2020. These activities involved extensive public outreach and input including an online survey with approximately 65 participants, outreach kiosks, meetings with community stakeholders, and interviews with business leaders and focus groups. In addition to the extensive input garnered from the outreach process, the survey focused on community stakeholders including philanthropists, service providers and community leaders, using a combination of internet-based surveys and live interactive group survey techniques. This combination of community participation provided extensive opportunities to gather public input which was vital in establishing the funding priorities in this Consolidated Plan.

The HCP Consortium contracted with TDA Consulting, a consulting firm, to conduct focus groups with homeless services clients as part of the outreach to identify gaps in the system. A Gaps Analysis was produced based on those focus groups and meetings with non-profit service providers. Additionally, in January 2019, Southern Nevada Homelessness Continuum of Care conducted the 2019 Southern Nevada Homeless Census. The results of the Homeless Census assist with the plan to end homelessness.

Highest concerns identified from all citizen participation:

- A diversified economy with a wide range of job opportunities
- Higher education beyond high school, need for high quality K-12 and workforce education
- Multi-modal transit system; currently difficult to get around on transit
- Housing options for all preferences and budgets
- Problems with home and family life; need strong social service networks

- Public safety and crime
- Healthcare options and service
- Homelessness
- Service for adults who are 60 years or older
- Hunger or lack of food
- Parks and recreational services
- The arts, community, and cultural activities
- Support for people with severe mental or physical disabilities
- Services for children 0-6 years old who are not currently enrolled in school
- Poverty or lack of money for basic needs
- Substance abuse and drugs

**Citizen Participation Outreach**

Sort Order	Mode of Outreach	Target of Outreach	Summary of response/ attendance	Summary of comments received	Summary of comments not accepted and reasons	URL (If applicable)
1	Phone Interviews - Surveys	Minorities  Non-English Speaking - Specify other language: Spanish  Non-targeted/broad community	Valley-wide Internet survey by TDA Consulting. Also undertook Stakeholder interviews with business, government, educators. Conducted random sampling through telephone surveys and map-based exercises at community events.	All comments integrated into the Regional Analysis of Impediment.		<a href="https://www.surveymonkey.com/r/CitizensClarkCo">https://www.surveymonkey.com/r/CitizensClarkCo</a>  <a href="https://www.surveymonkey.com/r/EncuestaClark">https://www.surveymonkey.com/r/EncuestaClark</a>

Sort Order	Mode of Outreach	Target of Outreach	Summary of response/ attendance	Summary of comments received	Summary of comments not accepted and reasons	URL (If applicable)
2	Phone Interviews - Surveys	Minorities Non-English Speaking - Specify other language: Spanish Persons with disabilities Residents of Public and Assisted Housing	Internet survey by TDA Consulting. Also undertook Stakeholder interviews with business, government, educators. Conducted random sampling through telephone surveys and map-based exercises at community events.	All comments integrated into the Regional Analysis of Impediment.		<a href="https://www.surveymonkey.com/r/CitizensClarkCo">https://www.surveymonkey.com/r/CitizensClarkCo</a> <a href="https://www.surveymonkey.com/r/EncuestaClark">https://www.surveymonkey.com/r/EncuestaClark</a>

Sort Order	Mode of Outreach	Target of Outreach	Summary of response/ attendance	Summary of comments received	Summary of comments not accepted and reasons	URL (If applicable)
3	Phone Interviews - Surveys	Homeless	HomeBase homeless focus groups held at Catholic Charities, HELP of Southern Nevada, Nevada Partnership for Homeless Youth, Salvation Army.	Many comments received and integrated into the Southern Nevada Gaps Analysis.		<a href="http://www.helphopehome.org">www.helphopehome.org</a>
4	Phone Interviews - Surveys	Non-targeted/broad community	Clark County sponsored 5-yr Consolidated Plan Survey to our Citizen Advisory Board.	All comments integrated in Community Assessment and identification of priorities.		

<b>Sort Order</b>	<b>Mode of Outreach</b>	<b>Target of Outreach</b>	<b>Summary of response/ attendance</b>	<b>Summary of comments received</b>	<b>Summary of comments not accepted and reasons</b>	<b>URL (if applicable)</b>
5	Public Meeting	Non-targeted/broad community	Board of County Commissioners, North Las Vegas City Council, Boulder City Council, Mesquite City Council	No comments received.		<a href="http://www.clarkcountynv.gov">www.clarkcountynv.gov</a>

Sort Order	Mode of Outreach	Target of Outreach	Summary of response/ attendance	Summary of comments received	Summary of comments not accepted and reasons	URL (if applicable)
6	Phone Interviews - Surveys	Consumers and providers of HIV/AIDS services	Twenty HIV client and prevention focus groups were held in Northern and Southern Nevada between August 2015 and May 2016 with 191 people participating. Six groups were specifically for HIV positive individuals, while 14 groups had a prevention focus, but sometimes included PLWH.	See Assessment	See Assessment	<a href="http://dpbh.nv.gov/uploadedFiles/dpbh.nv.gov/content/Programs/HIV/NV%20Integrated%20HIV%20Prevention%20Care%20Plan%202017-2021.pdf">http://dpbh.nv.gov/uploadedFiles/dpbh.nv.gov/content/Programs/HIV/NV%20Integrated%20HIV%20Prevention%20Care%20Plan%202017-2021.pdf</a>

Sort Order	Mode of Outreach	Target of Outreach	Summary of response/ attendance	Summary of comments received	Summary of comments not accepted and reasons	URL (If applicable)
7	Phone Interviews - Surveys	Homeless	The entire county was canvassed by teams of volunteers. In the weeks following the street count, a survey was administered to persons experiencing unsheltered homelessness in order to profile their experience and characteristics.	See 2019 Homeless Point-In-Time Count and Survey	See 2019 Homeless Point-In-Time Count and Survey	<a href="http://helphopehome.org/wp-content/uploads/2019/08/2019-One-Sheet-Packet-with-Cover.pdf">http://helphopehome.org/wp-content/uploads/2019/08/2019-One-Sheet-Packet-with-Cover.pdf</a>

**Table 4 – Citizen Participation Outreach**



# Needs Assessment

## NA-05 Overview

### Needs Assessment Overview

The social costs of not housing people properly include increased homelessness, family disintegration and joblessness in the face of housing instability, all of which affect the community as a whole. A house is where we nurture and create a safe place for our youth to develop their sense of self-esteem. Affordable housing is not an abstract term, but a measure of how well a society provides for its citizens. People should not have to choose between feeding their children and paying their rent and utilities.

In Clark County, home values are steadily increasing since their lowest point in 2014 when the median home value was slightly more than \$160,000. Currently, the median home value is over \$210,000. The median rent in the area has also significantly increased.

The number of poor renters has increased, and they must compete for a diminishing number of affordable places to live. According to CHAS data, over 170,161 households (22.7% of all households) in the HCP Consortium have incomes below 80% area median income (AMI). Of these, 34,032 households (20%) experience a housing problem, including substandard housing, overcrowding, cost burden or severe cost burden. Almost 100,000 households at 80% AMI and below are estimated to be paying over 30% of their income for housing. Over 48,000 of these households are low-income households with “worst case” housing needs. Households with worst-case needs are families who have incomes at or below 50% of the area median and pay more than half of their income for housing and utilities.

## **NA-10 Housing Needs Assessment - 24 CFR 91.405, 24 CFR 91.205 (a,b,c)**

### **Summary of Housing Needs**

The following is an analysis of HUD Census data indicating housing need as a function of various housing problems including cost burden, overcrowding and substandard housing conditions. The U.S. Department of Housing and Urban Development (HUD) has adopted definitions for income groups.

The definitions of income groups applicable to the Consolidated Plan are listed below:

- Extremely Low-Income: Households whose income is between 0 and 30% of the median family income for the area, as determined by HUD
- Low-Income: Households whose income does not exceed 50% of the median family income for the area, as determined by HUD
- Moderate-Income: Households whose income does not exceed 80% of the median family income for the area, as determined by HUD

FY 2019 income limits for Clark County are based upon household size. This information is useful to understanding the level of need as presented in the next section. Median family income in 2019 is \$67,800.

HUD considers a household to be cost burdened if 30% or more of income is spent on housing expenses including utilities. A household is severely cost burdened if 50% or more of income is spent on housing expenses including utilities.

The following summary is provided to illustrate the primary issues facing Southern Nevada concerning cost burden and based on data from the 2013-2017 American Community Survey 5-year Population Estimates:

- There are 749,858 households in the HCP Consortium area
- There are 170,161 households with income at or below 80% of median area income, or 22.7% of all households
- Cost burdened means household pays 30% or more of income for housing costs
- Severely Cost Burdened means household pays 50% or more of income for housing costs
- Of the 170,161 low- and moderate-income households, 6% pay over 50% of their income for housing
- 95% extremely low-income Renter Households in Clark County are cost burdened.
- 86% extremely low-income Renter Households in Clark County are severely cost burdened.

According to the National Low Income Housing Coalition’s “The Gap: A Shortage of Affordable Rental Homes”, in Clark County there is a shortage of 59,370 affordable units available to Extremely Low Income households at 30% area median income and below, and an additional shortage of 18,742 affordable and available units for households at 50% of area median income giving a total shortage of 78,112 affordable units.

Housing needs include housing rehabilitation assistance, demolition of deteriorated structures, affordable and available housing, additional Housing Choice Vouchers and tenant-based rental assistance funding, a wide variety of public services, and additional jobs and job skills. Please note that the information provided in the first table below is more current using the ACS 2013-2017 data and the “Number of Households Table” below automatically pulls data from the ACS 2011-2015.

<b>Demographics</b>	<b>Base Year: 2011</b>	<b>Most Recent Year: 2017</b>	<b>% Change</b>
Population	1,951,269*	2,112,436**	8%
Households	829,544	877,617 (all jurisdictions)	6%
Median Income	\$50,700	\$61,900	18%

**Table 5 - Housing Needs Assessment Demographics**

Data Source: \* 2010 ACS 5-year Population, \*\* 2017 ACS 5-year Population Estimate

**Number of Households Table**

	<b>0-30% HAMFI</b>	<b>&gt;30-50% HAMFI</b>	<b>&gt;50-80% HAMFI</b>	<b>&gt;80-100% HAMFI</b>	<b>&gt;100% HAMFI</b>
Total Households	46,784	47,964	75,413	46,100	188,010
Small Family Households	15,645	16,649	28,639	19,245	90,070
Large Family Households	4,319	5,739	9,330	5,328	18,860
Household contains at least one person 62-74 years of age	7,485	10,027	15,652	9,009	40,882
Household contains at least one person age 75 or older	3,262	6,081	7,458	3,377	11,530
Households with one or more children 6 years old or younger	10,037	10,266	15,174	9,017	27,267

**Table 6 - Total Households Table**

Data Source: 2011-2015 CHAS

## Housing Needs Summary Tables

### 1. Housing Problems (Households with one of the listed needs)

	Renter					Owner				
	0-30%	>30-	>50-	>80-	Total	0-30%	>30-	>50-	>80-	Total
	AMI	50% AMI	80% AMI	100% AMI		AMI	50% AMI	80% AMI	100% AMI	
NUMBER OF HOUSEHOLDS										
Substandard Housing - Lacking complete plumbing or kitchen facilities	590	470	504	245	1,809	168	94	155	38	455
Severely Overcrowded - With >1.51 people per room (and complete kitchen and plumbing)	1,335	1,020	880	264	3,499	150	108	232	115	605
Overcrowded - With 1.01-1.5 people per room (and none of the above problems)	2,163	2,608	2,710	1,319	8,800	217	455	1,150	634	2,456

	Renter					Owner				
	0-30% AMI	>30- 50% AMI	>50- 80% AMI	>80- 100% AMI	Total	0-30% AMI	>30- 50% AMI	>50- 80% AMI	>80- 100% AMI	Total
Housing cost burden greater than 50% of income (and none of the above problems)	22,844	14,529	4,509	229	42,111	7,561	6,863	5,695	1,349	21,468
Housing cost burden greater than 30% of income (and none of the above problems)	1,088	10,949	20,929	5,855	38,821	1,393	3,684	10,738	6,314	22,129
Zero/negative Income (and none of the above problems)	4,740	0	0	0	4,740	2,034	0	0	0	2,034

**Table 7 – Housing Problems Table**

**Data** 2011-2015 CHAS

**Source:**

2. Housing Problems 2 (Households with one or more Severe Housing Problems: Lacks kitchen or complete plumbing, severe overcrowding, severe cost burden)

	Renter					Owner				
	0-30%	>30-	>50-	>80-	Total	0-	>30-	>50-	>80-	Total
	AMI	50% AMI	80% AMI	100% AMI		30% AMI	50% AMI	80% AMI	100% AMI	
NUMBER OF HOUSEHOLDS										
Having 1 or more of four housing problems	26,954	18,635	8,594	2,059	56,242	8,097	7,508	7,245	2,155	25,005
Having none of four housing problems	2,579	12,810	35,155	22,240	72,784	2,375	9,013	24,403	19,664	55,455
Household has negative income, but none of the other housing problems	4,740	0	0	0	4,740	2,034	0	0	0	2,034

**Table 8 – Housing Problems 2**

Data 2011-2015 CHAS

Source:

3. Cost Burden > 30%

	Renter				Owner			
	0-30%	>30-50%	>50-80%	Total	0-30%	>30-50%	>50-80%	Total
	AMI	AMI	AMI		AMI	AMI	AMI	
NUMBER OF HOUSEHOLDS								
Small Related	10,229	10,938	11,128	32,295	2,466	3,381	6,218	12,065
Large Related	3,250	3,362	2,895	9,507	533	1,495	2,032	4,060
Elderly	4,600	5,626	4,733	14,959	3,517	4,254	5,231	13,002
Other	9,549	8,852	8,300	26,701	2,859	1,775	3,407	8,041
Total need by income	27,628	28,778	27,056	83,462	9,375	10,905	16,888	37,168

**Table 9 – Cost Burden > 30%**

Data 2011-2015 CHAS

Source:

4. Cost Burden > 50%

	Renter				Owner			
	0-30%	>30-50%	>50-80%	Total	0-30%	>30-50%	>50-80%	Total
	AMI	AMI	AMI		AMI	AMI	AMI	
NUMBER OF HOUSEHOLDS								
Small Related	9,585	5,340	1,899	16,824	2,168	2,390	1,955	6,513
Large Related	2,960	1,365	280	4,605	418	865	442	1,725
Elderly	4,246	3,534	1,200	8,980	2,782	2,431	1,973	7,186
Other	9,204	5,124	1,362	15,690	2,560	1,300	1,428	5,288
Total need by income	25,995	15,363	4,741	46,099	7,928	6,986	5,798	20,712

Table 10 – Cost Burden > 50%

Data 2011-2015 CHAS

Source:

5. Crowding (More than one person per room)

	Renter					Owner				
	0-30%	>30-	>50-	>80-	Total	0-	>30-	>50-	>80-	Total
	AMI	50% AMI	80% AMI	100% AMI		30% AMI	50% AMI	80% AMI	100% AMI	
NUMBER OF HOUSEHOLDS										
Single family households	3,068	3,209	2,935	1,238	10,450	321	523	1,027	543	2,414
Multiple, unrelated family households	359	378	604	319	1,660	48	38	353	238	677
Other, non-family households	145	94	105	15	359	0	0	20	0	20
Total need by income	3,572	3,681	3,644	1,572	12,469	369	561	1,400	781	3,111

Table 11 – Crowding Information - 1/2

Data 2011-2015 CHAS

Source:

	Renter				Owner			
	0-30% AMI	>30-50% AMI	>50-80% AMI	Total	0-30% AMI	>30-50% AMI	>50-80% AMI	Total
Households with Children Present	0	0	0	0	0	0	0	0

**Table 12 – Crowding Information – 2/2**

Data Source

Comments:

**Describe the number and type of single person households in need of housing assistance.**

According to the 2013-2017 ACS 5-Year Estimates, nonfamily households made up 36% (269,371 households) of all households in Clark County. Most of the nonfamily households were people living alone, but some were composed of people living in households in which no one was related to the householder. Many of the single person households in need of housing assistance are elderly and include elderly who are frail and disabled.

**Estimate the number and type of families in need of housing assistance who are disabled or victims of domestic violence, dating violence, sexual assault and stalking.**

Approximately 12% of the Clark County population is living with a disability. According to the 2013-2017 5-Year American Community Survey, 89,983 people with a disability in Clark County live in poverty. Accessible Space, Inc., which provides affordable housing for seniors and people with disabilities, maintains an active waiting list of over 1,400 households, with a current wait time of approximately 3 years. Needs for this population include transportation, medical care, accessible housing and supportive services.

According to the Nevada Network Against Domestic Violence, there were 42,032 victims of domestic violence and 61,265 bed nights provided in Clark County in 2017/2018. The domestic violence shelters indicated that there continues to be a great need for permanent affordable housing. Housing stability is very closely tied to victim safety, and as a result, there is a significant housing gap for victims of domestic abuse, dating violence, sexual assault and stalking.

**What are the most common housing problems?**



According to the most current CHAS data, almost 180,000 moderate- and low-income households in the HCP Consortium are estimated to be paying for housing they cannot really afford. Over 124,000 (or 66%) of these households are low-income households with “worst case” housing needs - families who have incomes at or below 50% of the area median and pay more than half of their income for housing. The most common housing problems are housing cost burden greater than 50% of income for renter households and a housing cost burden greater than 30% of income for owner households. Renters with 0-30% AMI have the highest percentage of having 1 or more of the severe housing problems, while owners between 50-80% AMI have the highest percentage of having 1 or more of the severe housing problems (severe overcrowding, lack of kitchen or bathroom, severe cost burden).

**Are any populations/household types more affected than others by these problems?**

While cost burden is a significant problem for households at 80% AMI and below, it is particularly difficult for those at 50% AMI and below, especially those on fixed incomes, which would include most elderly people and people with disabilities. Renter households overall have more housing problems, no matter what race or ethnicity. Generally, low- and very low-income households and large families are disproportionately affected by overcrowding and overcrowding is more prevalent among renters than owners.

**Describe the characteristics and needs of Low-income individuals and families with children (especially extremely low-income) who are currently housed but are at imminent risk of either residing in shelters or becoming unsheltered 91.205(c)/91.305(c)). Also discuss the needs of formerly homeless families and individuals who are receiving rapid re-housing assistance and are nearing the termination of that assistance**

There are approximately 498,000 households with children that are low- and extremely low-income paying more than 50% of their income for their housing. This means that any unforeseen financial difficulties, such as an illness or job loss, can push these families onto the streets in short order. Single parent, female- headed households are particularly vulnerable with 136,668 such households living in poverty. An additional 52,477 male headed households with children present are also living in poverty. These households as well as formerly homeless families and individuals who are receiving rapid re-housing assistance need access to permanent affordable housing, affordable childcare, educational opportunities, job training and transportation.

**If a jurisdiction provides estimates of the at-risk population(s), it should also include a description of the operational definition of the at-risk group and the methodology used to generate the estimates:**

Southern Nevada does not track or estimate “at –risk” populations other than the youth that are in foster care. Youth that “age-out” of the foster care system are at a higher risk to experience homelessness in their adult lives. Southern Nevada CoC accepts that all persons who experience homelessness are at risk for epidemiological issues and frequent use of public systems during their lifetime.

Statewide, there has been an increase in the number of households with characteristics that may pose a risk for homelessness. While national trends also show an increase in these vulnerable households, for most groups, the increase in Nevada was greater than nationwide.

See link for data: \* National Alliance to End Homelessness: The State of Homelessness in America 2018. Available at:

<https://endhomelessness.org/homelessness-in-america/homelessness-statistics/state-of-homelessness-report/nevada/>

**Specify particular housing characteristics that have been linked with instability and an increased risk of homelessness**

Instability and increased risk of homelessness are associated with a lack of financial, mental, emotional and physical resources. These missing resources lead to frequent moving, living in the home of another, living in a hotel or motel, and/or living in severely overcrowded housing. Many individuals who are exiting an institution (jail, mental health facility) or a system of care (as foster care) are at increased risk of homelessness. Other areas that could impact instability are prolonged unemployment, deteriorated housing, domestic violence, mental illness, drug or alcohol addictions, death of a family member, abandonment by spouse, non-receipt of child support, medical expenses and/or other unanticipated emergency expenditures. All of these factors may contribute to household instability and increase the risk of homelessness.

### **Discussion**

While affordable housing demand is much larger than our limited resources, CRM continues to work with community partners to create affordable housing units throughout the county.

Housing conditions for low-income renters, according to the 2013-2017 ACS 5-Year Estimates, indicates almost 188,000 moderate- and low-income households in the HCP Consortium are estimated to be

paying for housing they cannot really afford. Over 124,000 (or 66%) of these households are low-income households with “worst case” housing needs - families who have incomes at or below 50% of the area median and pay more than half of their income for housing. The most common housing problems are housing cost burden greater than 50% of income for renter households and a housing cost burden greater than 30% of income for owner households.

Despite the relatively recent construction of the majority of housing (only 23% built before 1980), many lower-income households are living in substandard housing conditions. Most dwelling units in substandard condition are rental units. Minority owner households are more likely to have disproportionately higher levels of housing problems than minority renter households. However, renter households overall have more housing problems, no matter what race or ethnicity.

The special needs population includes elderly and frail elderly, persons with disabilities, persons with alcohol and other addictions, persons diagnosed with AIDS and related diseases and public housing residents. Self-sufficiency is not a realistic goal for certain segments of the special needs population due to age and/or need for services. These households need permanent housing with supportive services, assisted living, transportation, medical services, treatment options and many other social service supports.

## NA-15 Disproportionately Greater Need: Housing Problems - 91.405, 91.205

### (b)(2)

Assess the need of any racial or ethnic group that has disproportionately greater need in comparison to the needs of that category of need as a whole.

#### Introduction

The Clark County population broken out by race and ethnicity indicates that the largest minority population is Hispanic/Latino (30.7%) followed distantly by Black/African American at 13% and Asian at 11.9%.

The housing problems shown in this section are 1) Lacks complete kitchen facilities, 2) Lacks complete plumbing facilities, 3) More than one person per room (crowding), and 4. Cost Burden greater than 30%. The household figures in the tables have at least one of those housing problems and are delineated by race/ethnicity. A difference of 10% or more of housing problems between the total population and minority groups indicates a disproportionate need of a minority group. The summary of housing problems by race and ethnicity are presented below for the HCP Consortium.

#### 0%-30% of Area Median Income

Housing Problems	Has one or more of four housing problems	Has none of the four housing problems	Household has no/negative income, but none of the other housing problems
Jurisdiction as a whole	37,516	2,466	6,774
White	14,737	1,019	2,960
Black / African American	7,549	349	1,450
Asian	1,864	404	1,099
American Indian, Alaska Native	157	22	26
Pacific Islander	360	45	15
Hispanic	11,849	513	1,150

**Table 13 - Disproportionally Greater Need 0 - 30% AMI**

Data Source: 2011-2015 CHAS

\*The four housing problems are:

1. Lacks complete kitchen facilities, 2. Lacks complete plumbing facilities, 3. More than one person per room, 4. Cost Burden greater than 30%

### 30%-50% of Area Median Income

Housing Problems	Has one or more of four housing problems	Has none of the four housing problems	Household has no/negative income, but none of the other housing problems
Jurisdiction as a whole	40,776	7,194	0
White	16,472	4,078	0
Black / African American	6,374	558	0
Asian	2,614	575	0
American Indian, Alaska Native	238	37	0
Pacific Islander	348	4	0
Hispanic	13,708	1,814	0

**Table 14 - Disproportionally Greater Need 30 - 50% AMI**

Data Source: 2011-2015 CHAS

\*The four housing problems are:

1. Lacks complete kitchen facilities,
2. Lacks complete plumbing facilities,
3. More than one person per room,
4. Cost Burden greater than 30%

### 50%-80% of Area Median Income

Housing Problems	Has one or more of four housing problems	Has none of the four housing problems	Household has no/negative income, but none of the other housing problems
Jurisdiction as a whole	47,517	27,889	0
White	19,988	13,738	0
Black / African American	6,689	2,618	0
Asian	4,087	2,289	0
American Indian, Alaska Native	182	111	0
Pacific Islander	399	139	0
Hispanic	14,849	8,418	0

**Table 15 - Disproportionally Greater Need 50 - 80% AMI**

Data Source: 2011-2015 CHAS

\*The four housing problems are:

1. Lacks complete kitchen facilities, 2. Lacks complete plumbing facilities, 3. More than one person per room, 4. Cost Burden greater than 30%

**80%-100% of Area Median Income**

Housing Problems	Has one or more of four housing problems	Has none of the four housing problems	Household has no/negative income, but none of the other housing problems
Jurisdiction as a whole	16,374	29,709	0
White	7,927	13,698	0
Black / African American	2,084	3,189	0
Asian	1,384	3,193	0
American Indian, Alaska Native	52	139	0
Pacific Islander	114	158	0
Hispanic	4,332	8,559	0

**Table 16 - Disproportionally Greater Need 80 - 100% AMI**

Data Source: 2011-2015 CHAS

\*The four housing problems are:

1. Lacks complete kitchen facilities, 2. Lacks complete plumbing facilities, 3. More than one person per room, 4. Cost Burden greater than 30%

**Discussion**

Hispanic households at 30-50% AMI appear to have 29% more housing problems than the jurisdiction as a whole, while Black/African American and Pacific Islander households at 50-80% AMI have more than 60% housing problems within their racial group. It is important to note that the Pacific Islander population is extremely small in these income groups at 399 households. These were the only disproportionate housing needs indicated by the 2011-2015 CHAS data.

While these figures make it appear that race/ethnicity is not the biggest factor in households having disproportionately more housing problems, a better assessment is available through the Regional Analysis of Impediments (RAI) that was completed by TDA Consulting. In that study, concentrations of minority households in certain areas of the community are identified and housing choice is discussed at

length. In summary, Clark County, the City of Las Vegas and North Las Vegas have all seen an increase in diversity and analyzing the details of those changes can provide valuable insight. The racial groups that have seen the most noticeable growth are Black or African-American, Asian, and residents who identify as a race other than what was available on the Census. In the City of Henderson there has been a slight growth in non-White residents, the largest growth was seen in Asian households that tripled since 2000. The City of Boulder City is the most homogenous City in the area with over 91% of the population identifying as white. Unlike every other jurisdiction in this report, the City of Mesquite has become less diverse over the years even as the population has nearly doubled. The entire RAI is available at: <http://www.clarkcountynv.gov/social-service/crm/Pages/ConPlan.aspx>

**NA-20 Disproportionately Greater Need: Severe Housing Problems - 91.405, 91.205 (b)(2)**

Assess the need of any racial or ethnic group that has disproportionately greater need in comparison to the needs of that category of need as a whole.

**Introduction**

The housing problems indicated in this section are considered severe and include 1. Lacks complete kitchen facilities, 2. Lacks complete plumbing facilities, 3. More than 1.5 persons per room, and 4. Cost Burden greater than 50%. The household figures in the tables have at least one of those housing problems and are delineated by race/ethnicity. A difference of 10% or more in housing problems between the total population and minority groups indicates a disproportionate need of a minority group. The summary of housing problems by race and ethnicity are presented below for the HCP Consortium.

**0%-30% of Area Median Income**

<b>Severe Housing Problems*</b>	<b>Has one or more of four housing problems</b>	<b>Has none of the four housing problems</b>	<b>Household has no/negative income, but none of the other housing problems</b>
Jurisdiction as a whole	35,051	4,954	6,774
White	13,452	2,316	2,960
Black / African American	7,269	630	1,450
Asian	1,695	568	1,099
American Indian, Alaska Native	147	33	26
Pacific Islander	345	60	15
Hispanic	11,243	1,124	1,150

**Table 17 – Severe Housing Problems 0 - 30% AMI**

Data Source: 2011-2015 CHAS

\*The four severe housing problems are:

1. Lacks complete kitchen facilities,
2. Lacks complete plumbing facilities,
3. More than 1.5 persons per room,
4. Cost Burden over 50%



### 30%-50% of Area Median Income

Severe Housing Problems*	Has one or more of four housing problems	Has none of the four housing problems	Household has no/negative income, but none of the other housing problems
Jurisdiction as a whole	26,143	21,823	0
White	10,558	9,994	0
Black / African American	4,163	2,785	0
Asian	1,708	1,490	0
American Indian, Alaska Native	189	87	0
Pacific Islander	247	98	0
Hispanic	8,654	6,842	0

**Table 18 – Severe Housing Problems 30 - 50% AMI**

Data Source: 2011-2015 CHAS

\*The four severe housing problems are:

1. Lacks complete kitchen facilities, 2. Lacks complete plumbing facilities, 3. More than 1.5 persons per room, 4. Cost Burden over 50%

### 50%-80% of Area Median Income

Severe Housing Problems*	Has one or more of four housing problems	Has none of the four housing problems	Household has no/negative income, but none of the other housing problems
Jurisdiction as a whole	15,839	59,558	0
White	6,418	27,303	0
Black / African American	2,234	7,070	0
Asian	1,531	4,844	0
American Indian, Alaska Native	40	249	0
Pacific Islander	130	399	0
Hispanic	5,139	18,163	0

**Table 19 – Severe Housing Problems 50 - 80% AMI**

Data Source: 2011-2015 CHAS

\*The four severe housing problems are:

1. Lacks complete kitchen facilities, 2. Lacks complete plumbing facilities, 3. More than 1.5 persons per room, 4. Cost Burden over 50%

### 80%-100% of Area Median Income

Severe Housing Problems*	Has one or more of four housing problems	Has none of the four housing problems	Household has no/negative income, but none of the other housing problems
Jurisdiction as a whole	4,214	41,904	0
White	1,538	20,108	0
Black / African American	463	4,814	0
Asian	480	4,088	0
American Indian, Alaska Native	8	184	0
Pacific Islander	50	219	0
Hispanic	1,593	11,301	0

**Table 20 – Severe Housing Problems 80 - 100% AMI**

Data Source: 2011-2015 CHAS

\*The four severe housing problems are:

1. Lacks complete kitchen facilities, 2. Lacks complete plumbing facilities, 3. More than 1.5 persons per room, 4. Cost Burden over 50%

### Discussion

Black/African American and Hispanic households at 30-50% AMI appear to have over 20% more severe housing problems as a whole, while Pacific Islander households at 50-80% AMI have 60% of households with severe housing problems as opposed to the jurisdiction as a whole having 26%. However, there are only 247 of these households as compared to a total of 26,143 households with severe housing problems.

While these figures make it appear that race/ethnicity is not the biggest factor in households having disproportionately more housing problems, a better assessment is available through the Regional Analysis of Impediments (RAI) that was completed by TDA Consulting. In that study, concentrations of minority households in certain areas of the community are identified and housing choice is discussed at

length. In summary, Clark County, the City of Las Vegas and North Las Vegas have all seen an increase in diversity and analyzing the details of those changes can provide valuable insight. The racial groups that have seen the most noticeable growth are Black or African American, Asian, and residents who identify as a race other than what was available on the Census. In the City of Henderson there has been a slight growth in non-White residents, the largest growth was seen in Asian households that tripled since 2000. The City of Boulder City is the most homogenous City in the area with over 91% of the population identifying as white. Unlike every other jurisdiction in this report, the City of Mesquite has become less diverse over the years even as the population has nearly doubled. The entire RAI is available at: <http://www.clarkcountynv.gov/social-service/crm/Pages/ConPlan.aspx>

## NA-25 Disproportionately Greater Need: Housing Cost Burdens - 91.405, 91.205

### (b)(2)

Assess the need of any racial or ethnic group that has disproportionately greater need in comparison to the needs of that category of need as a whole.

#### Introduction

The housing problem indicated in this section is cost burden which is present when a household pays 30% or more for their rent and utilities. The household figures in the tables are delineated by race/ethnicity. A difference of 10% or more in housing cost burden between the total population and minority groups indicates a disproportionate need of a minority group. The summary of housing problems by race and ethnicity are presented below for the HCP Consortium.

#### Housing Cost Burden

Housing Cost Burden	<=30%	30-50%	>50%	No / negative income (not computed)
Jurisdiction as a whole	243,762	82,935	70,458	7,105
White	133,714	38,087	31,078	3,080
Black / African American	21,815	11,133	12,744	1,520
Asian	25,843	6,873	4,608	1,099
American Indian, Alaska Native	1,139	325	342	30
Pacific Islander	1,333	707	560	15
Hispanic	53,335	23,433	19,344	1,265

**Table 21 – Greater Need: Housing Cost Burdens AMI**

Data Source: 2011-2015 CHAS

#### Discussion

The attached table indicates that there are no racial or ethnic groups that have a disproportionately greater need than the needs of that income category as a whole.

## **NA-30 Disproportionately Greater Need: Discussion - 91.205 (b)(2)**

### **Are there any Income categories in which a racial or ethnic group has disproportionately greater need than the needs of that income category as a whole?**

Black/African American households in the 30-50% AMI range and Pacific Islanders in the 30-50% and 50%-80% range experience a greater number of housing problems. It is important to note that cost burden is not disproportionate so it can be inferred that these households are experiencing issues with substandard housing and overcrowding. Further, the number of Pacific Islander households in the 30%-80% range experiencing a disproportionate share of housing problems is relatively small compared to the community total of households – 399 Pacific Islander households.

Black/African American and Hispanic households at 30-50% AMI appear to have over 20% more severe housing problems as a whole, while Pacific Islander households at 50-80% AMI have 60% of households with severe housing problems as opposed to the jurisdiction as a whole having 26%. However, there are only 247 of these households as compared to a total of 26,143 households with severe housing problems.

### **If they have needs not identified above, what are those needs?**

All needs have been described in previous sections. However, to reiterate, needs include housing rehabilitation assistance, homebuyer assistance, demolition of deteriorated structures, affordable housing, code enforcement, additional Housing Choice Vouchers and tenant-based rental assistance funding, a wide variety of public services, and additional jobs and job skills.

### **Are any of those racial or ethnic groups located in specific areas or neighborhoods in your community?**

According to the CHAS data, minority groups have higher percentages of lower income households when compared to non-minority, lower income households, but are not disproportionately cost burdened compared with the HCP Consortium as a whole. Minority group residents tend to live in those parts of the Consortium Area that contain greater proportions of lower income households and older housing which include the more urban and mature areas of the HCP Consortium.

The Regional Analysis of Impediments completed by TDA Consulting provides a better assessment. In that study, concentrations of minority households in certain areas of the community are identified and housing choice is discussed at length. The concentrations of poverty are generally located where the social service providers and non-profits are located. In summary, Clark County, the City of Las Vegas and North Las Vegas have all seen an increase in diversity and analyzing the details of those changes can

provide valuable insight. The racial groups that have seen the most noticeable growth are Black or African American, Asian, and residents who identify as a race other than what was available on the Census. In the City of Henderson there has been a slight growth in non-White residents; the largest growth was seen in Asian households that tripled since 2000. The City of Boulder City is the most homogenous City in the area with over 91% of the population identifying as white. Unlike every other jurisdiction in this report, the City of Mesquite has become less diverse over the years even as the population has nearly doubled.

## NA-35 Public Housing - 91.405, 91.205 (b)

### Introduction

The SNRHA is responsible for the administration of the Housing Choice Voucher program, which allows Voucher Holders to seek housing anywhere in Clark County. SNRHA is also responsible for the management of all Public Housing units in Southern Nevada. The HCP Consortium worked with the executive staff of the SNRHA to coordinate the development of the Consolidated Plan and the Housing Authority Five-Year Plan.

### Totals in Use

Program Type									
	Certificate	Mod-Rehab	Public Housing	Vouchers					
				Total	Project based	Tenant based	Special Purpose Voucher		
							Veterans Affairs Supportive Housing	Family Unification Program	Disabled *
# of units vouchers in use	0	0	2,731	9,995	64	9,271	312	230	78

**Table 22 - Public Housing by Program Type**

\*includes Non-Elderly Disabled, Mainstream One-Year, Mainstream Five-year, and Nursing Home Transition

Data Source: PIC (PIH Information Center)

## Characteristics of Residents

Program Type								
	Certificate	Mod- Rehab	Public Housing	Vouchers				
				Total	Project based	Tenant based	Special Purpose Voucher	
							Veterans Affairs Supportive Housing	Family Unification Program
Average Annual Income	0	0	10,350	12,552	10,322	12,605	10,410	10,851
Average length of stay	0	0	5	5	0	6	0	2
Average Household size	0	0	2	2	3	2	1	3
# Homeless at admission	0	0	3	9	0	5	0	4
# of Elderly Program Participants (>62)	0	0	981	1,863	7	1,749	72	7
# of Disabled Families	0	0	496	2,357	8	2,118	140	34
# of Families requesting accessibility features	0	0	2,731	9,995	64	9,271	312	230
# of HIV/AIDS program participants	0	0	0	0	0	0	0	0
# of DV victims	0	0	0	0	0	0	0	0

**Table 23 – Characteristics of Public Housing Residents by Program Type**

**Data Source:** PIC (PIH Information Center)



## Race of Residents

Program Type									
Race	Certificate	Mod-Rehab	Public Housing	Vouchers					
				Total	Project based	Tenant based	Special Purpose Voucher		
							Veterans Affairs Supportive Housing	Family Unification Program	Disabled *
White	0	0	1,188	3,203	20	2,834	165	121	49
Black/African American	0	0	1,397	6,533	39	6,201	137	104	27
Asian	0	0	83	113	3	104	4	1	0
American Indian/Alaska Native	0	0	25	64	1	58	4	1	0
Pacific Islander	0	0	38	82	1	74	2	3	2
Other	0	0	0	0	0	0	0	0	0
<b>*includes Non-Elderly Disabled, Mainstream One-Year, Mainstream Five-year, and Nursing Home Transition</b>									

**Table 24 – Race of Public Housing Residents by Program Type**

Data Source: PIC (PIH Information Center)

### Ethnicity of Residents

Program Type									
Ethnicity	Certificate	Mod-Rehab	Public Housing	Vouchers					
				Total	Project based	Tenant based	Special Purpose Voucher		
							Veterans Affairs Supportive Housing	Family Unification Program	Disabled *
Hispanic	0	0	542	1,073	14	997	23	23	10
Not Hispanic	0	0	2,189	8,922	50	8,274	289	207	68
<b>*includes Non-Elderly Disabled, Mainstream One-Year, Mainstream Five-year, and Nursing Home Transition</b>									

**Table 25 – Ethnicity of Public Housing Residents by Program Type**

Data Source: PIC (PIH Information Center)

**Section 504 Needs Assessment: Describe the needs of public housing tenants and applicants on the waiting list for accessible units:**

There are 3,615 families with disabilities on the Housing Choice Voucher waiting list, which is 19.4% of the households on the list. The waiting list is closed. There are 1,345 families on the Public Housing waiting list and 545 of those are families with disabilities, which is 40.5% of households on the list. The waiting list has been closed since 2015 (over 36 months). These households need access to transportation, supportive services for their disabled household member, food assistance, education opportunities and access to other mainstream programs.

**What are the number and type of families on the waiting lists for public housing and section 8 tenant-based rental assistance? Based on the information above, and any other information available to the jurisdiction, what are the most immediate needs of residents of public housing and Housing Choice voucher holders?**

According to the SNRHA FY2020 Annual Plan, the HCV waiting list total is 18,598 families, however, the list has been closed for many years and it is predicted that if it were to be opened up, at least 20,000 people would try to apply for vouchers. SNRHA would, however, limit the number of applicants should it decide to open the program to new applications.

The Southern Nevada Regional Housing Authority provides housing and supportive services to the very low-income, especially those at 30% AMI and below. Their most immediate needs include transportation, access to other mainstream programs, job training, additional education, food assistance, health care, and childcare assistance. The most immediate need for the Housing Choice Voucher participants is security deposits.

**How do these needs compare to the housing needs of the population at large**

The needs of public housing and housing choice voucher holders mirror those of the population at large as cost burden appears to be the major problem with most low- and moderate-income households.

**Discussion**

The majority of existing affordable rental housing in the HCP Consortium is affordable to those with incomes between 51 and 80% of AMI. There are 2,667 public housing units and 9,938 publicly assisted households in Clark County with lengthy waiting lists for both programs. These facts indicate the need for the production of more affordable rental units for those with incomes below 50% of AMI.

## **NA-40 Homeless Needs Assessment - 91.405, 91.205 (c)**

### **Introduction:**

The SNH CoC Board is responsible for implementation and evaluation of the Help Hope Home Plan to End Homelessness. An updated Prevention and Diversion gaps analysis was conducted in 2017 to review the ongoing homelessness prevention and diversion efforts in the region to determine gaps in the homelessness system of care and provide recommendations for improving system effectiveness. Homeless needs are identified through regular meetings of the SNH CoC Board and CoC EWG, the Point in Time (PIT) Count, and regular communication between outreach workers, the emergency shelters and supportive housing programs.

**If data is not available for the categories "number of persons becoming and exiting homelessness each year," and "number of days that persons experience homelessness," describe these categories for each homeless population type (including chronically homeless individuals and families, families with children, veterans and their families, and unaccompanied youth):**

It is estimated that 14,114 people will experience homelessness in our community at some point this year. The number of individuals experiencing chronic homelessness in southern Nevada increased by 19% from 2018 to 2019. The top 5 barriers to housing stability are; Lack of employment, inability to afford rent, inability to afford move-in costs, unavailable housing and lack of transportation.

According to the 2019 Homeless Census, 119 families with children, 1,184 unaccompanied youth, and 557 veterans are homeless in Southern Nevada on any given night.

**Nature and Extent of Homelessness: (Optional)**

<b>Race:</b>	<b>Sheltered:</b>	<b>Unsheltered (optional)</b>
White	1,792	1,195
Black or African American	1,061	708
Asian	0	0
American Indian or Alaska Native	0	0
Pacific Islander	33	22
<b>Ethnicity:</b>	<b>Sheltered:</b>	<b>Unsheltered (optional)</b>
Hispanic	431	288
Not Hispanic	2,886	1,925

**Data Source** 2019 Southern Nevada Homeless Census and Survey

**Comments:**

**Estimate the number and type of families in need of housing assistance for families with children and the families of veterans.**

Based on the 2019 Southern Nevada Homeless Census and Survey, there were 119 families with children homeless for the PIT count. These families are those in poverty, usually having a single parent in a minimum wage job and oftentimes with a mixture of substance abuse, domestic violence, mental health issues and child abuse in the family dynamic. The leading causes include; lost job, divorce/separation, asked to leave by family or friend, and landlord sold home or stopped renting.

**Describe the Nature and Extent of Homelessness by Racial and Ethnic Group.**

The most recent surveys conducted in Southern Nevada (years 2018 and 2019) have shown that individual homeless persons are more likely to be White males over the age of 30. In 2019, 71.9% of the Southern Nevada survey respondents indicated they were of male gender, and 55.7% of 2019 survey respondents identified their racial/ethnic group as White/Caucasian. Black/African American households are overly represented in the homeless population; they are 11.2% of the overall population but 33.1% of the homeless population.

- 55.7% of survey respondents identified their racial group as White/Caucasian.
- 33.1% of respondents identified their racial group as Black/African American.
- 1.7% of respondents identified their racial group as Asian/Pacific Islander
- 15.2% of respondents identified their ethnic group as Hispanic/Latino

## **Describe the Nature and Extent of Unsheltered and Sheltered Homelessness.**

Extensive information on the nature and extent of homelessness is available in detail in the *2019 Southern Nevada Homeless Census and Survey*, available on the HELPHOPEHOME.ORG website. The following description of the nature and extent of unsheltered and sheltered homeless households is pulled directly from the census and survey and focuses on a small proportion of the information available.

The 2019 Southern Nevada PIT Count indicates that between 2018 and 2019, the total number of persons experiencing homelessness decreased from 6,083 to 5,530, respectively. The number of unsheltered homeless persons decreased from 3,884 to 3,317 respectively during this time period. It is estimated that 14,114 members of the Southern Nevada population experience homelessness annually. This represents a 15.19% decrease (2,527 persons) from the 2018 annual estimate of 16,641 persons.

Some of the most important findings are outlined here:

- 59.9% of homeless persons in Southern Nevada were unsheltered.
- 40.01% of the unsheltered population was considered “hidden” homeless.
- 21.41% (1,184 persons) of the entire point-in-time count total (5,530 persons) were Unaccompanied Young Adults (between ages 18-24) and Unaccompanied Children (under age 18).
- 10.1% (557 persons) of the entire PIT Count total (5,530 persons) were veterans.
- There were only 2 households with one adult veteran and one child (0.4%) included in this total, the remaining were households without children (99.6%)
- 418 (75%) veterans were sheltered during this count, while 139 (25%) were unsheltered.
- 5.8% (20) of survey respondents were veterans. This is less than the percentage of veteran respondents in 2018 when 8.0% of survey respondents were veterans.
- The majority of homeless veterans reported they are White/Caucasian (50.1%) and 94.9% of veteran respondents are Non-Hispanic / Non-Latino.
- 55% reported at least one disabling condition.
- 57.6% survey respondents cited job loss as the primary cause of their homelessness
- 45.2% of survey respondents reported that they were homeless for the first time
- 76.6% of survey respondents reported they were experiencing unemployment at the time of the survey

- The majority of respondents cited no job/no income (76.6%) or inability to afford rent (58.1%) as their primary obstacle to obtaining permanent housing.
- 44.2% reported one or more disabling conditions.
- 4.0% of survey respondents reported they were incarcerated immediately before becoming homeless this time, and 11.0% of respondents cited incarceration as one of the top three reasons for their homelessness.

**Discussion:**

The increase in youth homelessness from 2018 to 2019 is a matter of concern for the community and will need to be addressed. Homeless individuals and families need better access to mainstream programs, medical care, re-entry assistance, transportation assistance, and housing. With 54.8% reporting that they are first time homeless and 45.2% reporting being housed prior to their homelessness, Southern Nevada needs to expand opportunities to prevent homelessness, keeping families stable and ultimately saving money.

## **NA-45 Non-Homeless Special Needs Assessment - 91.405, 91.205 (b,d)**

### **Introduction**

The special needs population includes elderly and frail elderly, persons with disabilities, persons with alcohol and other addictions, persons diagnosed with AIDS and related diseases, and public housing residents. Self-sufficiency is not an option for certain segments of the special needs population due to age and/or need for services. These households need permanent housing with supportive services, assisted living, transportation, medical services, treatment options and many other social service supports.

Elderly and Frail Elderly: HUD Defines Elderly as anyone 62 years of age or older. Frail Elderly are elderly persons who need assistance to perform routine activities of daily living such as help with eating, bathing/restroom use, shopping and leaving the house. In Clark County, the number of households with residents aged 55 and older has continued to increase (Elders Count Nevada). In 2010, Clark County was home to 323,405 persons age 60 and older, according to the 2013 – 2017 ACS 5-year estimates there has been a 20% increase for persons age 60 and over. The U.S. Census Bureau ranks Nevada 6th in the nation for overall population growth from 2010 to 2016. Not surprisingly, Nevada’s aging population growth rate continues to outpace the majority of states in the U.S.

- Nevada is one of five states whose 65+ population increased by 50% or more between 2005 and 2015 (Profile of Older Americans, 2016).
- The U.S. Census Bureau estimates in 2015 14.6% of Nevada’s total population were persons 65+, compared to 12.0% in 2010.
- In 2015 Nevada’s 65 and older population count was 422,118 (Profile of Older Americans, 2016).

Severely Mentally Ill: As of 2014 the Nevada Division of Public and Behavioral Health estimates the population of Severely Mentally Ill people in Nevada to be 389,010. Almost one in five adults in Nevada has some kind of mental illness. This is comparable to other states where the percentage of adults with mental illness ranged from 16% to 21%. The most recent estimates of prevalence rate of any mental illness among adults were 18.52% by the Substance Abuse and Mental Health Services Administration in 2014. This is an increase since the 2011 estimate of 16.48%. Clark County has the most noticeable insufficient service reach in Nevada. People in their middle stages of life are more likely to receive the resources they need. There are few resources for early intervention/prevention. Also, elderly SMI are less likely to receive the services they need.

### **Describe the characteristics of special needs populations in your community:**



Question answer begins above in Introduction.

**Developmentally Disabled-** According to the Developmental Disabilities Resource Center, Developmental disabilities are disabilities manifested before the person reaches twenty-two (22) years of age, which constitutes a substantial disability to the affected individual, and is attributable to mental retardation or related conditions which include cerebral palsy, epilepsy, autism or other neurological conditions when such conditions result in impairment of general intellectual functioning or adaptive behavior similar to that of a person with mental retardation. According to the Centers for Disease Control and Prevention (CDC), a new study was published that describes how often developmental disabilities were diagnosed among children in the United States, and trends over time. In this study, scientists from the Centers for Disease Control and Prevention (CDC) and the Health Resources and Services Administration (HRSA) found that 17% of children aged 3–17 years had a developmental disability, and importantly, that this percentage increased over the two time periods compared, 2009–2011 and 2015–2017; increases were also seen for specific developmental disabilities in the same age group.

**Physically Disabled-** The federal government describes people with physical disabilities as someone who (1) has a physical impairment that substantially limits one or more "major life activities," (2) has a record of such impairment, or (3) is regarded as having such impairment. This is a broad definition that covers everything from genetic disorders affecting physical impairment to amputations. This makes assessing demographics for this group difficult. A person with physical disabilities is often part of another special needs group such as elderly and frail elderly, or developmentally disabled that require supportive services as well.

See below for information on HIV/AIDS.

**Persons with Alcohol and Other Drug Addictions-** According to SAMSHA, Nevada ranks within the top 10 states for the following substance abuse and mental health issues: Illicit drug use (not marijuana), non-medical use of pain relievers and a major depressive episode in the past year. Rates of abuse or dependence on alcohol have remained at or above the national rate for years, while rates of abuse or dependence on drugs is more variable, generally remaining at or below the national rate.

**Public Housing Residents -** There are 3,615 families with disabilities on the Housing Choice Voucher waiting list, which is 19.4% of the households on the list. The waiting list is closed. There are 1,345 families on the Public Housing waiting list and 545 of those are families with disabilities, which is 40.5% of households on the list. The waiting list has been closed since 2015 (over 36 months).

The Southern Nevada Regional Housing Authority provides housing and supportive services to the very low-income, especially those at 30% AMI and below. Their most immediate needs include

transportation, access to other mainstream programs, job training, additional education, food assistance, health care and childcare assistance. The most immediate need for the Housing Choice Voucher participants is security deposits for quick placement into homes.

**What are the housing and supportive service needs of these populations and how are these needs determined?**

Elderly and Frail Elderly- According to the Governor’s Commission on the 2016 Aging NRS 439 Report, the 2014 U.S. Census estimated the population of Nevada at 2,839,099. Fourteen percent, or 397,474 of those residents are 65 years of age or older. Eight percent of those older than 65 – 31,798 people – live in poverty and 36% of them have a disability.

In both rural and urban areas, transportation and home care were listed as the two top needs for continued independent living. About 80,000 older Nevadans (ages 60 years and older) were food insecure in 2016. It is estimated that Nevada will see a 36% increase in the older adult population over the next ten years (Elder’s Count Nevada). It is important that Elderly are able to receive the care they need without the potential burden on a family member having to quit a job to care for them fulltime.

Severely Mentally Ill - The severely mentally ill population has several housing needs including; long term housing, services for persons who are mentally ill and developmentally delayed, resources for person under the age of 60 who are experiencing mental illness and dementia, violent individuals with a mental illness, sex offenders, persons with co-existing medical and mental health or intellectually delayed.

Developmentally Disabled- Housing and supportive service needs for the developmentally disabled mirror those of elderly and frail elderly. According to the Nevada Governor’s Council on Developmental Disabilities, “Skilled nursing facility care is 42 times the Average annual cost of caring for someone who can live independently within their own home.” Home Care and Transportation to doctors’ appointments, jobs and shopping are needed to keep individuals with developmental disabilities living independently. Another important piece of living independently is to gain marketable job skills and long term work experience.

Physically Disabled- Physically disabled service needs mirror and overlap with other areas of our assessment. Across the board, transportation and home care are identified as the top needs to keep people living in their own homes.

Persons with Alcohol and Other Drug Addictions (AODA)- Persons with alcohol and other drug addictions experience many of the same housing needs as persons with disabilities. The housing resources for non-homeless AODA are limited. While the homeless AODA population has access to emergency shelters

and resources, there is a need for long term and permanent housing with services to support a lifestyle of recovery, including case management, access to mental health services and job training. Rates of unmet treatment in Nevada vary for illicit drugs vs. alcohol.

Public Housing Residents- Clark County struggles to maintain enough public housing units to effectively house all potential clientele. The Southern Nevada Regional Housing Authority houses able-bodied and disabled clientele with a diverse range of needs. Households need access to transportation, supportive services for their disabled household member, food assistance, education opportunities and access to other mainstream programs.

Persons with disabilities or using supportive services to remain living independently need transportation, access to other mainstream programs, job training, additional education, food assistance, health care and childcare assistance. The most immediate need for the Housing Choice Voucher participants would be security deposits. The biggest needs for clients of public housing in the Clark County area is deposit support for moving into available units.

**Discuss the size and characteristics of the population with HIV/AIDS and their families within the Eligible Metropolitan Statistical Area:**

According to the Nevada Integrated HIV Prevention and Care Plan 2017-2021, the majority of Nevada's population resides in Clark County (72%); and Clark County bears the heaviest burden of HIV in the state. In 2014, 88% of persons newly diagnosed with HIV and 86% of all people living with HIV (PLWH) resided in Clark County. In 2014, 87% of persons newly diagnosed with HIV in Nevada were male; and 74% of newly diagnosed males reported a transmission category of male-to-male sexual contact. Large racial/ethnic disparities exist within Nevada, especially among Blacks/African Americans. In 2014, the rate of new HIV diagnoses among Blacks was over four times that of Whites (43.6 vs. 10.5 per 100,000 population).

In the five years between 2010 and 2014, the number of persons newly diagnosed with HIV infection increased almost 15%, from 373 to 438 (Table 3). From 2012 to 2013, there was a large increase in the number of new diagnoses. It is believed that this sharp increase between 2012 and 2013 is due to the closure of the Southern Nevada Health District main building in April 2012 and the subsequent disruption in testing services. With fewer people getting tested, fewer people who may have been infected were diagnosed. The number of new diagnoses from 2010 to 2012 and 2013 to 2014 has remained fairly stable between their respective years. In 2014, there were 438 new HIV diagnoses statewide, which is a small increase from the 434 new HIV diagnoses in 2013.

In 2014, 87% of persons newly diagnosed with HIV were male; and 74% of newly diagnosed males reported a transmission category of male-to-male sexual contact. Among newly diagnosed females, 52% reported no identified risk/no reported risk (NIR/NRR), while 36% reported a transmission category of heterosexual contact. In 2014, 88% of newly diagnosed persons resided in Clark County (Table 1). White, non-Hispanics represented 37% of newly diagnosed persons; Hispanics comprised 31%; and black, non-Hispanics represented 24%. In 2014, 34% of newly diagnosed persons were 25-34 years old; and 23% were 13-24 years old.

The populations of people with HIV/AIDS require a wide range of supportive and housing needs including emergency rental assistance and affordable housing units, home medical care, transportation, food stamps/vouchers, dental and vision care, and food assistance. Over half of respondents to the Ryan White Needs Assessment 2014 reported that they need help paying rent or mortgage expenses every month with just 32% saying they can make expenses on their own. 28% of respondents named transportation as their top reason for not receiving medical care in the last year.

Of the top 10 services needed to help people manage their HIV/AIDS diagnosis, 8 were directly related to financial assistance with day-to-day needs including food stamps, health insurance and emergency rental assistance suggesting that affordable housing is a top priority for this group. In a survey of service providers to patients with HIV/AIDS, housing was in the top three including homelessness prevention and transitional housing. Transportation and access to health care facilities was one of the biggest barriers to care as seen by care providers.

### **Discussion:**

Overall the supportive services and housing needs for non-homeless special needs groups are very similar and require a holistic look at service providers and neighborhood development. Transportation, homecare and more affordable units are the top needs for this section. Financial aid for move-in fees is important to get more people into permanent, stable housing. Affordable and accessible units are always needed and in short supply. All of our affordable and accessible housing partners have long wait lists. It is clear that in each of these groups people want to remain as independent as possible, and financially this is the best bet for service providers as well and recipients. Please see the Regional Analysis of Impediments for additional information on the needs of people with disabilities.

## **NA-50 Non-Housing Community Development Needs - 91.415, 91.215 (f)**

### **Describe the jurisdiction's need for Public Facilities:**

The HCP Consortium has identified the following needs for public facilities:

- Homeless Facilities
- Youth Centers
- Child Care
- Neighborhood Facilities
- Parks/Recreational
- Senior Centers
- Handicapped Centers
- Health Facilities

### **How were these needs determined?**

The HCP Consortium identified its Public Facilities needs through citizen participation and surveys by CRM, in the Southern Nevada Strong outreach, the TDA Consulting Regional Analysis and review of many other plans and reports, including a review of the Capital Improvement Plans for each HCP Consortium jurisdiction. The Clark County Capital Improvement Plan 2020-2024 has identified approximately \$5.5 billion in project costs with an actual annual budget for such projects at \$359.7 million. The City of North Las (NLV) 2019-2023 Capital Improvement Plan amounts to \$560,989,099. NLV fiscal 2019 capital program amounts to \$213,772,373, or 38.1% of the overall five-year program. Boulder City and Mesquite each have similar issues. Additionally, there are very few capital funds available for non-profit organizations to undertake capital improvements with CDBG being one of the few resources available to the community.

### **Describe the jurisdiction's need for Public Improvements:**

The Clark County Budget and Financial Planning Division of the Department of Finance aggregate each department's five-year capital requests and develops a countywide consolidated listing that includes both public facilities and public improvements. The need is clear based on the Capital Improvement Plan amounts needed versus the actual budgets, which fall far short of the needs.

### **How were these needs determined?**

The HCP Consortium identified its Public Improvement needs through review of each jurisdiction's capital improvement plan, citizen participation in neighborhood meetings in North Las Vegas (North

Valley, Choice Neighborhood, etc.), and input from the Southern Nevada Strong outreach, the TDA Consulting Regional Analysis of Impediments to Fair Housing and review of many other plans and reports.

**Describe the jurisdiction’s need for Public Services:**

The HCP Consortium has extensive needs for public services that are far beyond the ability of any one agency to meet. The scope of the need is illustrated through the Outside Agency Grant, a general fund grant solicited by the Clark County Board of Commissioners for non-profit service providers to apply for approximately \$3 million annually. The number of applications increases annually and the amount of funding requested is regularly 2.5 times the amount available.

**How were these needs determined?**

The HCP Consortium identified its Public Services needs through citizen participation in the Southern Nevada Strong outreach, United Way Community Assessment, and review of the Southern Nevada Health Status Assessment 2016, Comprehensive HIV/AIDS Needs Assessment 2016 and many other reports/studies. Additionally, the HCP Consortium consulted extensively with non-profit service providers and governmental agencies to identify that all categories of public service are needed and there is never enough funding to meet all of the need. The CoC EWG also provided input on the particular needs of the homeless population and those in danger of becoming homeless.

# Housing Market Analysis

## MA-05 Overview

### Housing Market Analysis Overview:

Clark County experienced a slow economic recovery following the difficult post-recession years. According to myresearcher.com, year over year economic indicators are improving in most categories including increased population, more driver's license surrenders, lower unemployment rate, and higher hotel/motel occupancy rates. The unemployment rate fell to 4.1% in the latest period ending November 2019 from 6.9% December 2014.

According to Patch, only one other county in America added more people to its population last year than Clark County did. According to United States Census Data, Clark County's population increased by 47,355 people from July 1, 2016 to July 1, 2017, the second highest total in the entire country.

The census data shows that, as of July 1, 2017, Clark County was home to 2,204,079 residents, up 2.2 percent from 2,567,254 in 2016. The numbers show a continuing upward trend. From 2015-16, Clark County added the third most residents in the country, with 46,375. In years before that, Clark County increased its population by 45,655 in 2015, 40,365 in 2014, 30,209 in 2013, 32,833 in 2012, and 16,048 in 2011. Since 2010, the county's population has grown by over 250,000.

This year's growth can be attributed to a natural increase of 10,582 people (more births than deaths), and a net migration of 36,635 people who came to Clark County from another country (7,221 people) or from another part of America (29,414 people).

While distortion in the current market complicates efforts to project housing supply and demand, the fundamental factors that most strongly correlate with housing choice remain unchanged: age of the head of household, size of the household, and income. The Southern Nevada Strong Clark County Housing Market Analysis of November 7, 2019, found that the following trends related to these factors might affect future housing demand in Clark County by 2050 and cause shifts in baseline trends:

Although our economy and housing market slowed considerably in recent years, the region will keep growing. By the year 2030, Southern Nevada is forecast to add nearly 866,000 residents. The new population will continue to diversify, and new development patterns will need to respond to the needs of the new population. Minorities now make up over half of the region's total population. The Hispanic population alone is projected to comprise 52 percent of the total population by 2050. The non-White population is expected to slightly decrease, from 21 percent in 2015 to 19 percent in 2050. The population over age 65 is projected to increase as a percentage of the total population from 2015 to

2050 (from 13 percent in 2015 to 23 percent in 2050), while other age groups are projected to decrease. A projected increase in real personal income may support demand for homeownership, especially of single-family detached units. However, the employment forecast shows growth in higher-wage sectors (e.g., Health Care or Construction) but also growth in lower-wage sectors (e.g., Retail Trade or Arts and Entertainment). This suggests that the County will continue to have demand for both higher-cost housing and lower-cost housing.

Housing preferences and transportation costs will affect the location of housing demand. Two of the groups forecast to grow the most, retirees and Echo Boomers, may generally prefer to live in areas where urban services (e.g., shopping) are easily accessible.

The entire SNS Clark County Housing Market Analysis is available at:

<http://sns.rtcnv.com/our-plan/>



## MA-10 Housing Market Analysis: Number of Housing Units - 91,410, 91.210(a)&(b)(2)

### Introduction

According to ACS Data 2013-2017, the HCP Consortium has 972,612 housing units with Clark County accounting for the majority of units at 877,617 or 90% of the HCP Consortium total. North Las Vegas had a total of 77,554 housing units or 8.0% of the total, followed by Boulder City and Mesquite both at 1.0%. The majority of units 585,256, 60%, are single family detached structures with the next highest percentage being multiplexes with 20 or more units at 9% of all housing stock. 87% of all housing units have 2 or more bedrooms and only 3% are no bedroom/efficiency units; this may indicate a need for additional efficiency units, which can be particularly affordable to household's just existing homelessness. The majority of owner housing has 3 bedrooms or more, at 94% of the housing stock. Please note that the information provided above is more current using the ACS 2013-2017 data and the table below automatically pulls data from the ACS 2011-2015.

### All residential properties by number of units

Property Type	Number	%
1-unit detached structure	268,610	55%
1-unit, attached structure	22,609	5%
2-4 units	38,314	8%
5-19 units	83,318	17%
20 or more units	54,310	11%
Mobile Home, boat, RV, van, etc	22,056	5%
<b>Total</b>	<b>489,217</b>	<b>100%</b>

**Table 26 – Residential Properties by Unit Number**

Data Source: 2011-2015 ACS

### Unit Size by Tenure

	Owners		Renters	
	Number	%	Number	%
No bedroom	1,055	1%	6,971	3%
1 bedroom	3,817	2%	38,810	19%
2 bedrooms	34,235	17%	73,401	37%

	Owners		Renters	
	Number	%	Number	%
3 or more bedrooms	164,657	81%	81,387	41%
<i>Total</i>	<i>203,764</i>	<i>101%</i>	<i>200,569</i>	<i>100%</i>

**Table 27 – Unit Size by Tenure**

Data Source: 2011-2015 ACS

**Describe the number and targeting (income level/type of family served) of units assisted with federal, state, and local programs.**

According to the Clark County Affordable Housing Database, there are 17,494 affordable housing units in Clark County, not including Southern Nevada Regional Housing Authority properties. For units targeted to seniors, 4,857 of the 7,611 senior units – 2,531 target 50% AMI and below. There are 2,754 units rented to non-senior households but only 1,089 affordable to households at 50% AMI and below. Of those units, only 159 are specifically targeted to very low-income households (30% AMI or below) for families (more than 1 person in the household). This leaves the majority of lower income families with little choice but to reside in Public Housing, use Housing Choice Vouchers (when available) or pay more than 50% of their limited income for housing. An additional 249 units are specifically set-aside for people with disabilities, 50 for formerly homeless veterans and 265 units for the severely disabled. Catholic Charities operates 120 units of single room occupancy for singles and couples transitioning out of homelessness.

**Provide an assessment of units expected to be lost from the affordable housing inventory for any reason, such as expiration of Section 8 contracts.**

Subsidized rental units may convert to private market units as contracts for rental assistance expire or periods of restrictions end. Others may be lost through deterioration of the property. There are potentially 765 assisted units in 4 rental housing developments that may be lost due to expiration of the restriction period. These properties were financed through Section 202 Elderly, Section 811 Disabled or other HUD programs and currently have periods of restrictions that will expire prior to FY 2020. Thus, there are approximately 635 units at-risk to be lost from the affordable housing inventory over the next several years.

**Does the availability of housing units meet the needs of the population?**

The availability of housing units very clearly does not meet the needs of the population. Only 8,855 units are set-aside for households at 50% AMI and below but 97,938 low- and extremely low-income households are severely cost burdened, leaving a need for at least 89,083 additional affordable units.

Another indicator that the availability of housing units does not meet the needs of the population is; according to the National Low-Income Housing Coalition, Clark County only has 14 affordable and available homes for every 100 extremely low-income renter household.

**Describe the need for specific types of housing:**

The analysis of cost burden indicates a specific need for rental housing affordable to individuals and families at or below 50% AMI, and particularly those at or below 30% AMI. According to the National Low-Income Housing Coalition 83% of extremely low income (30% AMI) Clark County households are severely cost burdened and 90% low income (50% AMI) Clark County households are cost burdened. While the housing authority has been the traditional provider of such housing, all indications from Congressional funding cuts for their programs imply the need for other organizations to provide additional housing for these households. As the senior population continues to grow in Southern Nevada there is a need for additional affordable senior rental housing and, more particularly, for affordable assisted living units. There is a need for additional permanent and permanent supportive housing for households exiting homelessness, particularly for extremely low-income single people for whom SRO units might be appropriate. Persons with disabilities have difficulty locating a wide choice of accessible units. In the homebuyer market, affordability for lower income first-time homebuyers is a continuing challenge as housing prices increase and the housing stock that would be affordable to these households continues to be held as rentals by investors. For older units in the more urban areas, there is need for rehabilitation to preserve and improve the housing stock and neighborhoods.

**Discussion**

Clark County was hit particularly hard during the Great recession and it has taken longer for it to recover. While the housing market in Clark County has largely recovered, the affordability and availability of housing has not. According to Attom Data Solutions, Clark County has a housing affordability score of 84, compared with 92 for the entire nation. A score below 100 indicates that median home prices are less affordable than the historic average. Housing prices have been climbing at one of the fastest rates in the country but incomes are not keeping up with inflation. As housing prices rapidly increase, as much as 23% from the average sales price in 2016 at \$231,900 to \$300,000 in 2019, they become less and less affordable. The influx of newcomers into Clark County has helped push housing prices up more than 15 percent this year so far (Reuters). Fast population growth, that

affordable housing production cannot keep up with contributes to an increase in housing costs that leave many people in substandard conditions, cost burdened, or at risk of homelessness.

## **MA-15 Housing Market Analysis: Cost of Housing - 91.410, 91.210(a)**

### **Introduction**

According to the Lied Institute for Real Estate Studies, Within the Las Vegas metropolitan area, Boulder City saw the most robust growth in existing single-family home prices as prices increased 19.6 percent year over year. Henderson prices saw the next largest increase with a 9.2 percent year over year increase. Summerlin was the only area that saw a year over year decrease in existing home prices (4.5 percent).

The average price for new single-family home listings in the Las Vegas metropolitan area increased 4.8 percent on a year over year basis. Within the Las Vegas metropolitan area, Boulder City experienced the highest growth rate in new listing prices as prices increased 20.7 percent year over year. Southern Highlands was the only region where prices were down on a year over year basis (17.4 percent).

New single-family home prices saw a month-to-month increase to \$546,000. Year over year price appreciation on new single-family homes continues to slow down and December 2019 prices were down slightly from December 2018 prices. This was the first year over year decrease since February 2016. Price per square foot for new single-family homes decreased on a month-to-month basis for the third consecutive month. Price per square foot was down nearly 10 percent year over year. New condominium prices have increased more than 10 percent year over year for eleven consecutive months. Prices were up over 25 percent year over year the last three months, including a 55 percent year over year increase in December 2019.

Existing single-family home prices have seen very small month-to-month increases for eight consecutive months. Average prices were up 4.4 percent, or \$15,000, year over year. Price per square foot for single-family homes has seen almost no change for the last year. Price per square foot was up 2.0 percent year over year. Existing single-family home sales decreased on a year over year basis for ten out of the twelve months in 2019. December 2019 saw an 11 percent year over year decrease. Existing condominium prices saw slightly more robust growth than single-family homes as prices increased 8.0 percent year over year and price per square foot increased 4.3 percent year over year.

For more information see the entire report:

[https://liedinstitute.unlv.edu/wp-content/uploads/2020/01/6025\\_Lied-Housing-Market-Report\\_Dec.pdf](https://liedinstitute.unlv.edu/wp-content/uploads/2020/01/6025_Lied-Housing-Market-Report_Dec.pdf)

Housing affordability is an important factor for evaluating the housing market, as well as quality of life, as many housing problems are directly related to the cost of housing. HUD standards measure affordability by the number of households paying no more than 30% of their gross income towards housing costs, including utilities. This section will describe the general characteristics of the cost of

housing based on available information with comparison from the 2000 Census, and 2013-2017 ACS and 2017 ACS data.

### Cost of Housing

	Base Year: 2009	Most Recent Year: 2015	% Change
Median Home Value	0	0	0%
Median Contract Rent	0	0	0%

**Table 28 – Cost of Housing**

**Data Source:** 2005-2009 ACS (Base Year), 2011-2015 ACS (Most Recent Year)

Rent Paid	Number	%
Less than \$500	17,778	8.9%
\$500-999	121,453	60.5%
\$1,000-1,499	50,585	25.2%
\$1,500-1,999	7,675	3.8%
\$2,000 or more	3,110	1.6%
<i>Total</i>	<i>200,601</i>	<i>100.0%</i>

**Table 29 - Rent Paid**

**Data Source:** 2011-2015 ACS

### Housing Affordability

% Units affordable to Households earning	Renter	Owner
30% HAMFI	3,308	No Data
50% HAMFI	22,886	15,622
80% HAMFI	107,396	47,678
100% HAMFI	No Data	72,569
<i>Total</i>	<i>133,590</i>	<i>135,869</i>

**Table 30 – Housing Affordability**

**Data Source:** 2011-2015 CHAS

## Monthly Rent

Monthly Rent (\$)	Efficiency (no bedroom)	1 Bedroom	2 Bedroom	3 Bedroom	4 Bedroom
Fair Market Rent	652	791	979	1,416	1,717
High HOME Rent	652	791	979	1,150	1,264
Low HOME Rent	613	657	788	911	1,017

**Table 31 – Monthly Rent**

**Data Source:** HUD FMR and HOME Rents

### Is there sufficient housing for households at all income levels?

There is a clear mismatch between need and availability of affordable housing in the HCP Consortium. In Clark County there is a shortage of 59,370 affordable units available to extremely low-income households at 30% area median income and below, and a total shortage of 78,112 affordable and available units for households at 0%-50% of area median income. In the past 5 years, Clark County has provided \$21.7 million HOME/AHTF funding which leveraged \$306 million in other funding for our community, created jobs and yielded 2,251 units of affordable housing for seniors, families and the disabled. Still, population change is one of the most pressing issues facing the region.

Fast population growth that affordable housing production cannot keep up with has led to an increase in housing costs that leave many people living in substandard conditions, cost burdened, or at risk of homelessness.

The Nevada Housing Division Affordable Apartment Survey is updated annually and is an excellent source for ongoing data on the apartment market in Clark County. It can be accessed at:

<http://housing.nv.gov/resources/Resources/>

### How is affordability of housing likely to change considering changes to home values and/or rents?

Income levels declined 20% from their high in 2007 at \$66,364 through 2013 at \$53,814 and have only begun to slowly increase, between 2014 to 2017 income levels only increased 5%. Income and wages are not keeping pace with rising housing costs and overall cost of living. Home prices as indicated by the Greater Las Vegas Association of Realtors (GLVAR) in its February 06, 2019 report on local home prices put the median value at \$300,000, an increase of 33% since February 2014, putting homeownership out

of reach for many moderate-income households. Rents are also increasing dramatically. According to the University of Nevada, Las Vegas, the median apartment rent in the Las Vegas metropolitan area for the second quarter of 2019 was \$1,069 – a 5% increase from the previous quarter. Of course, as rents increase, affordability decreases as wages are not keeping pace.

**How do HOME rents / Fair Market Rent compare to Area Median Rent? How might this impact your strategy to produce or preserve affordable housing?**

According to the Nevada Housing Division, the highest average Las Vegas Region LIHTC Rent was \$867 while the Market average was \$1,104, a difference of 21%. In those communities, HOME-funded projects can provide decent affordable housing without additional subsidy to households with incomes between 50% and 60% of AMI. However, in some communities' rents are much higher and it is difficult to provide affordable housing units in those markets without rental subsidies to these low-income households. In all communities, it is the lowest income populations that fall below 50% of AMI that require rental subsidy to afford rental housing financed with HOME funds.

**Discussion**

The median monthly gross residential rent in Clark County NV was \$1,079 in 2017 according to the Census ACS survey. <sup>1</sup> Average gross rent in Clark County was \$1,105 in 2017. The median rent more accurately depicts rental rates in the middle of the distribution of rents and is thus preferred in the analysis below. 2018 Clark County median and average rent data will be released in September of 2019. According to 2007-2011 ACS data, all Extremely Low and Low-income renter households reported a high percentage of Severe Cost Burden (housing costs exceeding 50% of household income). This severe cost burden is understandable through a comparison of the Housing Affordability Table, Monthly Rent Table and the Maximum Affordable Rent by Income and Household Size Table, which show that extremely low-income households cannot afford to rent even a Studio apartment at the current Fair Market Rent. For example, an efficiency apartment in Clark County median rent at \$1,016, is not even considered marginally affordable to an extremely low-income household of 8 persons. One-, two- and three-bedroom apartments are well outside the affordable range of Extremely Low-income households regardless of family size. Low-income households can afford the average market rate for a 1-bedroom apartment, while 2- and 3-bedroom apartments remain outside the affordable range. A comparison of moderate-income households by family size with market rate rents shows that this income category is relatively well served by the market.



## MA-20 Housing Market Analysis: Condition of Housing - 91.410, 91.210(a)

### Introduction

HUD defines housing “conditions” as described in the Need Assessment where they are identified as housing problems. These conditions are: overcrowding, cost burden, or a lack of complete plumbing or kitchen facilities. Based on this definition, almost one-half of renters (46%) have at least one of the selected conditions. More specifically, substandard housing includes buildings or units that lack complete kitchens or plumbing facilities. It is estimated that 1.3% of LMMI households (2,477 units) in the HCP Consortium are lacking complete kitchen or plumbing facilities.

### Describe the jurisdiction's definition for "substandard condition" and "substandard condition but suitable for rehabilitation:

The County defines substandard housing as buildings or units that are not in compliance with the Clark County Building Codes. This includes units having structural hazards, faulty weather protection, fire, health and safety hazards, or lacking complete kitchen or plumbing facilities. Standard condition housing is defined as being in compliance with the Building Code. North Las Vegas adopted the Uniform Housing Code for its definition of substandard housing.

### Condition of Units

Condition of Units	Owner-Occupied		Renter-Occupied	
	Number	%	Number	%
With one selected Condition	62,145	31%	93,034	46%
With two selected Conditions	1,804	1%	8,783	4%
With three selected Conditions	100	0%	419	0%
With four selected Conditions	4	0%	30	0%
No selected Conditions	139,695	69%	98,302	49%
<i>Total</i>	<i>203,748</i>	<i>101%</i>	<i>200,568</i>	<i>99%</i>

**Table 32 - Condition of Units**

Data Source: 2011-2015 ACS

### Year Unit Built

Year Unit Built	Owner-Occupied		Renter-Occupied	
	Number	%	Number	%
2000 or later	87,495	43%	71,418	36%
1980-1999	76,058	37%	81,224	40%
1950-1979	38,877	19%	46,102	23%
Before 1950	1,312	1%	1,822	1%
<b>Total</b>	<b>203,742</b>	<b>100%</b>	<b>200,566</b>	<b>100%</b>

**Table 33 – Year Unit Built**

Data Source: 2011-2015 CHAS

### Risk of Lead-Based Paint Hazard

Risk of Lead-Based Paint Hazard	Owner-Occupied		Renter-Occupied	
	Number	%	Number	%
Total Number of Units Built Before 1980	40,189	20%	47,924	24%
Housing Units build before 1980 with children present	59,630	29%	25,442	13%

**Table 34 – Risk of Lead-Based Paint**

Data Source: 2011-2015 ACS (Total Units) 2011-2015 CHAS (Units with Children present)

### Vacant Units

	Suitable for Rehabilitation	Not Suitable for Rehabilitation	Total
Vacant Units	0	0	0
Abandoned Vacant Units	0	0	0
REO Properties	0	0	0
Abandoned REO Properties	0	0	0

**Table 35 - Vacant Units**

Data Source: 2005-2009 CHAS

**Describe the need for owner and rental rehabilitation based on the condition of the jurisdiction's housing.**

The HCP Consortium partners do not track their vacant units by suitability for rehabilitation. However, there are more opportunities for rehabilitation with some need for demolition and replacement of some homes, particularly in the older areas of North Las Vegas and unincorporated Clark County. There is also a need for rehabilitation of existing units to preserve the current stock of affordable rental housing.

**Estimate the number of housing units within the jurisdiction that are occupied by low or moderate income families that contain lead-based paint hazards. 91.205(e), 91.405**

Building age is used to estimate the number of homes with lead-based paint (LBP), as LBP was prohibited on residential units after 1978. For the purposes of this plan, units built before 1980 are used as a baseline for units that may contain LBP. The 2013-2017 ACS Five-Year Estimates show that 33% (320,420 units) of all HCP Consortium housing was built prior to 1980. Further, 89,496 of those units are occupied by households with children age 6 and under. Of those units, 51% are occupied by low/moderate income households, which are extrapolated from the total number of low/moderate income households in the HCP Consortium. This leaves a final estimate of 45,643 housing units with the potential for containing lead-based paint and occupied by families with children. Forty-six percent are owner occupied, and Fifty-four percent are renter occupied.

The potential for lead-based paint poisoning is limited in the HCP Consortium Area due to the relatively young age of the housing stock. From 2010 through 2014, the EPA lead hazard inspectors for Clark County examined approximately 550 structures for lead hazards. The results of those examinations indicate that lead hazards primarily exist in housing built before 1960 in Clark County. The lead that exists in housing built from 1960 to 1978 is usually present only in ceramic bathroom tile and lead preservative treated doorframes, neither of which has presented or developed as lead hazards from use or occupancy. HCP Consortium members will continue to ensure that lead-based paint testing continues for the all their programs.

**Discussion**

Children, six years of age and younger, have the highest risk of lead poisoning as they are more likely to place their hands and other objects into their mouths. The effects of lead poisoning include damage to the nervous system, decreased brain development, and learning disabilities. Approximately 45,000 households live in housing with risk of LBP and contain children age 6 or younger.

The HCP Consortium will test for lead-based paint in potential rehabilitation projects constructed prior to 1978; continue to educate non-profit rehabilitation providers on lead-based paint; and work to abate

lead paint as needed. Further, the HCP Consortium requires that all housing units that are subject to the rules of its programs are lead-paint tested, which is documented in each file.

## MA-25 Public And Assisted Housing - 91.410, 91.210(b)

### Introduction

As indicated in the SNRHA Annual Plan, the Southern Nevada Regional Housing Authority (SNRHA) continues to utilize its Capital Fund Program (CFP) for the required capital improvements. The SNRHA CFP Funds is one of the financing tools to fund comprehensive modernization and new construction under the Rental Assistance Demonstration (RAD) Program and fixed Finance Program.

Southern Nevada Regional Housing Authority partners with over 50 agencies through the Program Coordinating Committee (PCC) empowering residents to gain resources and referrals for workforce development and employment training, financial literacy, education, social services, life skills training, healthcare and more. The purpose of the PCC is to obtain and provide resources to address the challenges faced by FSS participants. Partnerships arrive through letters of agreement and Memorandums of Understanding (MOU). SNRHA expects to expand its Community Partners program with public, private, and faith-based agencies.

### Totals Number of Units

Program Type									
	Certificate	Mod-Rehab	Public Housing	Vouchers					
				Total	Project -based	Tenant -based	Special Purpose Voucher		
							Veterans Affairs Supportive Housing	Family Unification Program	Disabled *
# of units vouchers available	0	0	2,871	9,875	30	9,845	1,879	803	7,381
# of accessible units									
<b>*includes Non-Elderly Disabled, Mainstream One-Year, Mainstream Five-year, and Nursing Home Transition</b>									

**Table 36 – Total Number of Units by Program Type**

Data Source: PIC (PIH Information Center)

**Describe the supply of public housing developments:**

**Describe the number and physical condition of public housing units in the jurisdiction, including those that are participating in an approved Public Housing Agency Plan:**

The number of public housing units is slightly more than indicated above, at 2,882.

The public housing consists of 26 separate developments, of which 16 serve families, 4 serve elderly and disabled households, and 6 are specifically designated for the elderly only (age 62 and above). The portfolio also includes 568 scattered-site houses. About 60.7% of the entire inventory of public housing units serves families and 39.3% serve elderly and elderly/disabled households.

Most SNRHA public housing is concentrated in 3 zip codes just north and west of downtown Las Vegas (89101, 89106 and 89107). In all, 53.8% of the non-scattered-site developments (14 of 26 properties) and 57.4% of the non-scattered-site units (1,488 units) are located in these neighborhoods, which are characterized by low median income, high poverty rates, and high minority concentration. The remainder of the public housing portfolio (former Clark County Housing Authority properties) is located for the most part in more stable neighborhoods in Green Valley/Henderson and the Whitney (East Las Vegas) and Sunrise (Northeast Las Vegas) areas of the unincorporated county. Interestingly, the public housing scattered-site units are widely dispersed and located in some of the best neighborhoods in the Las Vegas Valley, including Centennial (74 units), Summerlin (61 units) and Green Valley/Henderson (40 units).

**Public Housing Condition**

Public Housing Development	Average Inspection Score

**Table 37 - Public Housing Condition**

**Describe the restoration and revitalization needs of public housing units in the jurisdiction:**

The SNRHA currently owns 2,431 units of conventional public housing in Clark County and houses over 5,000 people under the public housing program, much of the public housing is relatively old. The median age of developments is 40 years.

The SNRHA public and assisted housing stock has significant capital needs. Based upon the PNAs performed by The Nelrod Companies in December 2016 on most of the portfolio, the total estimated cost of repairs to the public housing portfolio is about \$198 million with \$10.2 million in need of immediate repair. The report identifies components such as windows, roofs, kitchens and bathrooms for multiple scattered sites as well as Elderly East and West and Henderson.

**Describe the public housing agency's strategy for improving the living environment of low- and moderate-income families residing in public housing:**

According to SNRHA's FY2020 plan, SNRHA's strategy for addressing the housing needs of families in the jurisdiction and on the waiting list in the upcoming year include; (1) Need: Shortage of affordable housing for all eligible populations Strategy1, Maximize the number of affordable units available to the PHA within its current resources by:

- Employ effective maintenance and management policies to minimize the number of public housing units off-line
- Reduce turnover time for vacated public housing units
- Reduce time to renovate public housing units
- Seek replacement of public housing units lost to the inventory through mixed finance development
- Seek replacement of public housing units lost to the inventory through section 8 replacement housing resources
- Maintain or increase section 8 lease-up rates by establishing payment standards that will enable families to rent throughout the jurisdiction

- Undertake measures to ensure access to affordable housing among families assisted by the PHA, regardless of unit size required
- Maintain or increase section 8 lease-up rates by marketing the program to owners, particularly those outside of areas of minority and poverty concentration
- Maintain or increase section 8 lease-up rates by effectively screening Section 8 applicants to increase owner acceptance of program
- Participate in the Consolidated Plan development process to ensure coordination with broader community strategies

Strategy 2: Increase the number of affordable housing units by:

- Apply for additional section 8 units should they become available
- Leverage affordable housing resources in the community through the creation of mixed - finance housing
- Pursue housing resources other than public housing or Section 8 tenant-based assistance. Need: Specific Family Types: Families at or below 30% of median Strategy 1: Target available assistance to families at or below 30 % of AMI
- Exceed HUD federal targeting requirements for families at or below 30% of AMI in public housing
- Exceed HUD federal targeting requirements for families at or below 30% of AMI in tenant-based section 8 assistance
- Employ admissions preferences aimed at families with economic hardships
- Adopt rent policies to support and encourage work
- Affirmatively market to races/ethnicities shown to have disproportionate housing needs
- Continuing implementation of the Limited English Proficiency Plan in conjunction with SNRHA's Affirmative Marketing Plan to ensure all eligible applicants/participants have equal access to all programs and services.

**Discussion:**

SNRHA operates a variety of Affordable Housing Properties (AHP) acquired by or donated to the 3 former housing authorities over the last 50 years. The portfolio includes 850 housing units in 6 developments, 229 mobile home pads, and 182 scattered-site units, some acquired and rehabilitated under the NSP 1 and 3 programs.

The AHP properties are somewhat older than the public housing properties. The median age of this stock is 40 years (or built in 1974). It includes Brown Homes, 124 duplex bungalow units on 10.43 acres



built in 1963 to serve military families at Nellis Air Force Base; Eva Garcia-Mendoza Plaza, a 128-unit apartment building built in 1987 and sold to the former Clark County Housing Authority under the federal Resolution Trust Corporation program; as well as two mobile home parks developed in 1979 (with a recent addition) and 1984. About half of the AHP housing stock serves family households and half elderly households.

The AHP properties operate for the most part as conventional unrestricted housing. Some have recorded income restrictions based upon RTC regulations or the receipt of HOME or ARRA NSP funds. Two of the properties, Bassler/MCCarran and Rulon Earl Mobile Home Park Phase II, carry conventional debt (\$335,000 on Bassler/McCarran and \$3.5 million on Rulon Earl Phase II). The rest of the properties are either debt free or carry subordinate debt as a result of previous public funding.

**MA-30 Homeless Facilities and Services - 91.410, 91.210(c)**

**Introduction**

There is a continuing need for Permanent Housing and Permanent Supportive Housing. The description of how these facilities and services address the needs of the homeless population is outlined in the Needs Assessment, SP-40.

**Facilities Targeted to Homeless Persons**

	Emergency Shelter Beds		Transitional Housing Beds	Permanent Supportive Housing Beds	
	Year Round Beds (Current & New)	Voucher / Seasonal / Overflow Beds	Current & New	Current & New	Under Development
Households with Adult(s) and Child(ren)	274	47	37	698	0
Households with Only Adults	1027	286	553	1786	0
Chronically Homeless Households	0	0	0	1217	0
Veterans	61	0	304	1186	0
Unaccompanied Youth	5	0	6	0	0

**Table 38 - Facilities Targeted to Homeless Persons**

**Alternate Data Source Name:**

2019 Southern Nevada Homeless Census and Survey

**Data Source**

**Comments:**

**Describe mainstream services, such as health, mental health, and employment services to the extent those services are used to complement services targeted to homeless persons**

The Continuum of Care (CoC) providers have increased the access to income for 15% of the clients through non-employment financial benefits. To increase non-employment cash income, SSI/SSDI Outreach, Access and Recovery (SOAR) trained case managers encourage all who qualify for mainstream benefits to apply for and assist clients with applications for program enrollment. During the time period 07/1/18-6/30/19, there were 85 approvals received on 110 initial applications submitted (77% approval rate) and 10 approvals received on 33 appeal application submitted (30%). Case managers are encouraged to become SOAR certified. All SOAR training and technical assistance is provided free of charge to all community-based service providers throughout the state of Nevada. During the time period of 7/1/18-6/30/19, 166 case managers participated in SOAR Training and Technical Assistance. An annual summit provides a full curriculum of training opportunities as well as face-to-face connections for case managers, welfare office representatives and others involved in these programs. 3) CCSS employs the Statewide SOAR Coordinator for Nevada who oversees strategies to increase non-employment cash income.

To help project participants increase access to non-employment cash sources, support is offered through Mainstream Programs Basic Training (MPBT) on a monthly basis. MPBT covers topics such as community programs, referrals, mainstream benefits, workforce programs and educational/employment services and is offered free of charge. Sessions are also recorded for public viewing. Mainstream Programs Basic Training (MPBT) is held 9 times a year for 3 hours to address barriers and identify training needs, ensuring that all providers have access to information on enrolling clients in mainstream programs as well as what constitutes an appropriate referral. Each session focuses on a sub-population of clients and their needs.

The CoC providers have met HUD's established goal of 20% of clients securing employment at exit. This achievement is significant given that Las Vegas has been saddled with unprecedented high unemployment rates for the last several years. Despite the lack of jobs in the county, providers have assisted clients leaving their supportive housing projects to obtain jobs. The CoC continues to expand relationships with Workforce Connections, the Workforce Investment Act service provider, and encourage their participation as an active member in the CoC.

The providers will continue to pursue financial benefits from all eligible resources for their clients. The CoC Monitoring Working Group monitors the progress being made toward this objective during their quarterly review of the APR's and performance reports generated from HMIS.

In 2017, Regional Behavioral Health Policy Boards were established and are supported by Behavioral Health Coordinators (BHCs) covering the regions of Northern, Rural, Southern, Washoe, and Clark. BHCs were established statewide to provide regional service coordination with local hospital systems, including medical and behavioral health providers, towards improving connection to a continuum of services and reducing homeless outcomes. In Southern Nevada, two discharge planning units were established, which include partnership with the Valley Health System and behavioral health agencies such as Desert Parkway, Seven Hills, and Southern Nevada Adult Mental Health Services (SNAMHS), which include quarterly meetings. Also, the state is implementing a digital system for accessing live mental health bed inventory that will be accessible by Medicaid providers and first responders beginning Spring 2020.

**List and describe services and facilities that meet the needs of homeless persons, particularly chronically homeless individuals and families, families with children, veterans and their families, and unaccompanied youth. If the services and facilities are listed on screen SP-40 Institutional Delivery Structure or screen MA-35 Special Needs Facilities and Services, describe how these facilities and services specifically address the needs of these populations.**

The SNHCoC, and the cities of Las Vegas, North Las Vegas, and Henderson, Clark County as well as local providers share responsibility to provide services to the array of homeless households in Southern Nevada. The SNHCoC over the last few competitions have prioritized funding new rapid rehousing (RRH) projects as a permanent housing solution. Service providers that utilize RRH for homeless households include Clark County Social Service, HELP of Southern Nevada, HopeLink of Nevada, Lutheran Social Services of Nevada, SafeNest, St. Jude's Ranch for Children, The Salvation Army, and US Veterans Initiative. These household types include individuals, families, transition-age youth, those fleeing domestic violence, and veterans. The CoC will be implementing written standards in 2020 to consistently provide RRH assistance across funding sources and providers. These standards also align with ESG standards that will also be implemented this year.

Clark County Social Service continues to provide financial assistance services for homeless households and bridge housing at locations across the county for chronically homeless individuals awaiting permanent housing placement. Family Promise of Las Vegas continues to provide scattered site shelter as well as bridge housing for families. HELP of Southern Nevada provides emergency shelter to youth at the Shannon West Homeless Youth Center, and bridge housing for families and the medically fragile. Safe House and SafeNest provide shelter for those fleeing domestic violence.

HELP of Southern Nevada is the largest outreach provider, serving all households experiencing unsheltered homelessness, including individuals and families who are chronically homeless, substance users, mentally ill, and/or may have physical disabilities. A recent grant for youth street outreach is funding HELP of Southern Nevada and Nevada Partnership for Homeless Youth.

Beginning in 2019, Clark County has set aside \$12 million annually in marijuana licensing fees to allocate towards homeless services. So far, the funding has expanded RRH projects for families with HELP of Southern Nevada, HopeLink of Southern Nevada and Lutheran Social Services of Nevada. RRH to youth providers is also on the horizon. Funding also increased the number of street outreach teams available with HELP of Southern Nevada to respond to large encampments as well as provide continual engagement to those previously contacted.

The seven Working Groups of the SNHCoC includes members of the jurisdictions and subpopulation experts who are invited to participate in these subgroups. In 2018, the CoC began implementation of the Youth Plan to End Homelessness, which provides measurable outcomes. The CoC will continue to focus on reaching out to those experiencing homelessness through Coordinated Entry to get immediate assistance to those experiencing homelessness while assessing and prioritizing for housing placement by subpopulation.

Along with the Veteran's Administration (VA), the CoC has been successful using HUD-VASH vouchers to house chronically homeless and homeless veterans. Over 1400 HUD-VASH vouchers are available to the community and administered by the SNRHA, with supportive services provided by the VA.

Nevada Homeless Alliance hosts Project Homeless Connect (PHC) and Family Connect and monthly Pop-Up PHCs to provide information, referral and on-site service delivery to households experiencing homelessness. Pop-Ups rotate locations to serve low-income neighborhoods through-out the County, often co-locating at another provider location or at a community center. Annually, these events contact over 3000 households.

## **MA-35 Special Needs Facilities and Services - 91.410, 91.210(d)**

### **Introduction**

The supportive service needs for each subset of our Non-Homeless Special Needs population mirror one another. Among all groups, access to affordable reliable transportation services is a top priority. Aging in place and independent living are priorities of both the recipient population and care providers, with in home care being a high priority. Several national studies show that aging in place and in-home care are more financially feasible and comfortable for the aging population and population of people needing supportive services.

**Including the elderly, frail elderly, persons with disabilities (mental, physical, developmental), persons with alcohol or other drug addictions, persons with HIV/AIDS and their families, public housing residents and any other categories the jurisdiction may specify, and describe their supportive housing needs**

Clark County works with Accessible Space, Inc. on the development of special needs housing for people with severe disabilities. ASI currently has 467 beds for people with disabilities, which is a 41% increase from the FY2015–2020 Consolidated Plan. Even with the increase in beds for people with disabilities the wait list continues to grow and currently has more than 16,000 eligible people waiting for a bed. ASI has two additional projects underway Stepping Stone Apartments and NCEP Spencer Street these two projects will add an additional 32 units for people with disabilities.

The Southern Nevada Regional Housing Authority provides all public housing in the Clark County area. Currently they have 1708 units set aside for seniors, 2474 units for families and 60 units that are handicapped accessible. The SNRHA has an extensive waiting list for most of their properties. There are 3,615 families with disabilities on the Public Housing waiting list that remains closed.

The City of Las Vegas runs the HOPWA program for the Clark County area, providing housing assistance and supportive services for people living with AIDS. Rental, mortgage and utility assistance are the top three housing resources that are offered through this program. 50% of program participants utilized the short-term rental/mortgage/utility assistance through this program. Supportive services offered under HOPWA address needs like food and transportation, the top two supportive services needs for people living with HIV/AIDS. Currently there are 40 permanent affordable rental units which are operated by three project sponsors, 20 are owned and operated by Aid For Aids of Nevada (AFAN), 12 are scattered site units owned and operated by Golden Rainbow, and Women’s Development Center (WDC) provides

between 12 and 15 set-aside scattered site units as funding permits. These numbers point to a serious lack of dedicated housing to this population. Less than 1% of the very low-income clients are receiving this type housing assistance. AFAN provides Tenant Based Rental Assistance to 36 households and STRMU to 160 households. These also equal to less than 1% of the population.

**Describe programs for ensuring that persons returning from mental and physical health institutions receive appropriate supportive housing**

In Clark County, the Continuum of Care is the largest coordinator of re-entry services. They have several strategic partnerships with organizations throughout Clark County to ensure that special needs populations are returning from mental and physical health institutions.

Within the CoC there is an MOU between WestCare Nevada and the following hospitals: Boulder City, Centennial Hills, Desert Springs, Sunrise, Mountain View, Dignity Health Care, Spring Valley, Summerlin, Valley, North Vista and University Medical Center of SN as well as Southern Hills Medical Center. Clark County and the Cities of LV, NLV and Henderson provide funds to WestCare for the operation of its Community Triage Center. This agreement allows for the provision of emergency room diversions for persons without a medical issue, who are in need of substance abuse or mental health treatment.

The CoC works closely with Southern Nevada Adult Mental Health Services (SNAMHS), Mojave Mental Health and WestCare to ensure those exiting institutional mental health services have access to housing and ongoing treatment. SNAMHS utilizes a variety of group housing placements that are all SAPTA certified programs. Whenever feasible they work diligently to reconnect clients to family.

The Nevada Department of Corrections (NDOC) discharge policy states that Correctional facilities will enter into contracts to provide the following services, to offenders or parolees participating in a program: transitional housing, treatment for substance abuse or mental health, life skills training, vocational rehabilitation and job skills training and any other services required by offenders or parolees who are participating in a program. The NV Re-entry Task Force is tasked to support offenders returning to its communities by providing increased economic and housing stability. A Statewide Re-entry Coalition is responsible for developing strategies and direct resources toward prisoner reentry, in an effort to prevent discharges into homelessness; the CoC has representation on this coalition. Clark County Detention Center has a staff person dedicated to re-entry. They work closely with SNAMHS for those who are severely mentally ill.

**Specify the activities that the jurisdiction plans to undertake during the next year to address the housing and supportive services needs identified in accordance with 91.215(e) with**

**respect to persons who are not homeless but have other special needs. Link to one-year goals. 91.315(e)**

Clark County will work with Accessible Space, Inc. (ASI) to complete Stepping Stone Apartments, a 10-unit disabled housing development. ASI in conjunction with its affiliate Nevada Community Enrichment Program (NCEP) is under construction on a residential rehabilitation facility for medically fragile homeless individuals and for individuals who have suffered a traumatic or acquired brain injury, in a 22-bedroom facility with significant wrap around services from a comprehensive, person centered care design. North Las Vegas is providing CDBG funds to Blind Center of Nevada for transportation assistance and Boulder City is providing CDBG funds to Lend-a-Hand for transportation assistance. North Las Vegas is also providing funding to Catholic Charities for their Meals on Wheels program, which will help seniors and disabled people continue to live independently. On May 5, 2020 two additional Accessible Space, Inc. projects were approved for funding. NCEP Spencer Street Campus Phase II, an 18-unit, new construction project that would contain 18 SRO units in one three-story, elevator building. Phase II is the proposed expansion of Phase I (currently under construction and funded with Clark County NSP) designed to house adults with traumatic brain injuries and other neurological impairments. The site is located at the southwest corner of Spencer Street and E. Flamingo Road. The second project Vegas Valley Supportive Housing, a 70-unit, new construction project that would contain 59 one-bedroom and 11 two-bedroom units in one three-story, elevator building. Thirteen HUD section 811 units will be designated for very low-income persons with physical and/or cognitive disabilities age 18 or older. This project is located at the southwest intersection of East Vegas Valley Drive and South Nellis Boulevard.

**For entitlement/consortia grantees: Specify the activities that the jurisdiction plans to undertake during the next year to address the housing and supportive services needs identified in accordance with 91.215(e) with respect to persons who are not homeless but have other special needs. Link to one-year goals. (91.220(2))**

Clark County will work with Accessible Space, Inc. (ASI) to complete Stepping Stone Apartments, a 10-unit disabled housing development. ASI in conjunction with its affiliate Nevada Community Enrichment Program (NCEP) is proposing to design, build, and operate a residential rehabilitation facility for medically fragile homeless individuals and for individuals who have suffered a traumatic or acquired brain injury, in a 22-bedroom facility with significant wrap around services from a comprehensive, person centered care design. North Las Vegas is providing CDBG funds to Blind Center of Nevada for transportation assistance and Boulder City is providing CDBG funds to Lend-a-Hand for transportation



assistance. North Las Vegas is also providing funding to Catholic Charities for their Meals on Wheels program, which will help seniors and disabled people continue to live independently.

## **MA-40 Barriers to Affordable Housing - 91.410, 91.210(e)**

### **Describe any negative effects of public policies on affordable housing and residential investment**

The predominance of low- to medium-density single-family units in the HCP Consortium area has made the production of dense affordable housing challenging. In addition to these challenges, public agency regulatory policies related to residential development in the HCP Consortium area are not flexible with respect to their implementation. While some of the public policies outlined below are generally not considered excessive; flexibility and/or waivers in the implementation of such policies would encourage further investment in affordable housing.

The issues of market conditions, water fees, federal environmental regulations, Boulder City growth controls, and limited financing opportunities will be difficult to address since they are not controlled by the local jurisdictions but by the market (market conditions and private market financing), an independent governmental agency (Las Vegas Valley Water District), the federal government (environmental laws), and by the voters (Boulder City). These barriers are mentioned below as they do influence the production of affordable housing. See the Strategic Plan SP-55 for more information on addressing barriers to affordable housing.

#### **Legislature:**

The Nevada State Legislature only meets once every two years and has a voter -approved limited session of 120 days. In that time, a limited number of bills can be introduced and acted upon. County governments are “legal creatures of the State”. Lacking the charter powers of incorporated cities, the County has only those powers specifically authorized in the Nevada Revised Statutes (“Dillon’s Rule”). As such there may occasionally be some confusion whether the County is always legally authorized to provide a variety of services to non-profit organizations, simply because those powers may not have been clearly delineated or specified in the statutes. This limits the County’s ability to react quickly when new and innovative ideas for the production of affordable housing emerge. Recent changes in the NRS allows some greater flexibility for county actions and we are exploring options such as the creation of a local affordable housing trust fund under the expanded rules.

#### **Citizen Review:**

Required public hearings before public entities such as Planning and Zoning Commissions and City Councils to allow public comment on proposed affordable housing projects add to the processing time and ultimately to the project's final cost. Affordable and special needs housing development goes through the standard development review process. Sometimes during this process citizen concerns arise

that are often based on fears regarding the believed characteristics of potential residents or the housing's characteristics or perceived impact (e.g. housing density or impact on neighboring housing). These concerns on the part of citizens can result in a delay of action by the local decision-making body.

**Water Fees:**

Although the Las Vegas Valley Water District (LVVWD) regional connection fee for new water hook-ups remains at \$3,400 for a residential master metered development with over 8 units per acre and mobile homes, this brings the water connection fee for a 40-unit development to \$136,000, not including other additional charges by LVVWD. These fees have placed a substantial burden on the development of affordable housing, which is generally multi-family and higher density.

## MA-45 Non-Housing Community Development Assets - 91.410, 91.210(f)

### Introduction

With over 43 million visitors in 2019, Southern Nevada is one of the most frequently visited destinations in the United States. This activity has centered in the core of the region, which has seen the most investment in tourist infrastructure on the Las Vegas Strip and in Downtown Las Vegas. In the past decade, revenues have shifted not only to different subsets of the hospitality industry, but also to tribal gaming and abroad. Regional stakeholders are interested in strengthening the existing tourism core while also attracting diverse and dynamic businesses from other economic sectors.

This section outlines the HCP Consortium economic sectors where job opportunities exist and future opportunities are expected. Several recent studies were conducted in an effort to better understand the economic situation in Clark County and plan for future growth including UNLV Center for Business and Economic Research 2019 Economic Data, Las Vegas Global Economic Alliance (LVGEA) 2018 Las Vegas Perspective Community Survey, and dataplanet, a SAGE Publishing Resource, Nevada: Guide to State Statistics. The findings from these three reports are summarized below and the strategies proposed for economic development are outlined in the Strategic Plan. Opportunities for future economic development have been identified in non-hospitality sectors that include business and IT ecosystems, logistics, research and development, defense and unmanned aerial systems, medical tourism and clean energy.

### Economic Development Market Analysis

#### Business Activity

Business by Sector	Number of Workers	Number of Jobs	Share of Workers %	Share of Jobs %	Jobs less workers %
Agriculture, Mining, Oil & Gas Extraction	1,576	477	0	0	0
Arts, Entertainment, Accommodations	144,481	218,011	41	47	6
Construction	20,288	30,476	6	7	1
Education and Health Care Services	36,233	34,489	10	8	-2
Finance, Insurance, and Real Estate	20,265	23,684	6	5	-1

Business by Sector	Number of Workers	Number of Jobs	Share of Workers %	Share of Jobs %	Jobs less workers %
Information	5,074	5,693	1	1	0
Manufacturing	9,812	12,143	3	3	0
Other Services	9,799	9,814	3	2	-1
Professional, Scientific, Management Services	26,477	33,565	8	7	-1
Public Administration	0	0	0	0	0
Retail Trade	48,612	54,537	14	12	-2
Transportation and Warehousing	18,310	24,311	5	5	0
Wholesale Trade	10,113	12,223	3	3	0
Total	351,040	459,423	--	--	--

**Table 39 - Business Activity**

Data Source: 2011-2015 ACS (Workers), 2015 Longitudinal Employer-Household Dynamics (Jobs)

## Labor Force

Total Population in the Civilian Labor Force	487,951
Civilian Employed Population 16 years and over	436,044
Unemployment Rate	10.64
Unemployment Rate for Ages 16-24	28.54
Unemployment Rate for Ages 25-65	7.19

**Table 40 - Labor Force**

Data Source: 2011-2015 ACS

Occupations by Sector	Number of People
Management, business and financial	74,147
Farming, fisheries and forestry occupations	20,556
Service	69,824
Sales and office	111,938
Construction, extraction, maintenance and repair	30,476
Production, transportation and material moving	19,729

**Table 41 – Occupations by Sector**

Data Source: 2011-2015 ACS

## Travel Time

Travel Time	Number	Percentage
< 30 Minutes	289,505	70%
30-59 Minutes	107,967	26%
60 or More Minutes	18,486	4%
<i>Total</i>	<i>415,958</i>	<i>100%</i>

**Table 42 - Travel Time**

Data Source: 2011-2015 ACS

**Education:**

Educational Attainment by Employment Status (Population 16 and Older)

Educational Attainment	In Labor Force		
	Civilian Employed	Unemployed	Not in Labor Force
Less than high school graduate	46,845	6,588	25,848
High school graduate (includes equivalency)	101,729	12,693	35,633
Some college or Associate's degree	126,830	12,248	34,590
Bachelor's degree or higher	89,545	5,677	17,442

**Table 43 - Educational Attainment by Employment Status**

Data Source: 2011-2015 ACS

Educational Attainment by Age

	Age				
	18–24 yrs	25–34 yrs	35–44 yrs	45–65 yrs	65+ yrs
Less than 9th grade	1,888	5,738	9,509	17,726	10,542
9th to 12th grade, no diploma	16,583	14,400	12,505	19,416	10,222
High school graduate, GED, or alternative	30,092	41,538	38,568	70,037	35,087
Some college, no degree	31,114	41,792	33,738	58,700	25,186
Associate's degree	3,924	11,429	10,187	18,395	7,268
Bachelor's degree	3,459	25,552	21,024	34,070	14,941
Graduate or professional degree	240	7,105	8,487	16,982	10,014

**Table 44 - Educational Attainment by Age**

Data Source: 2011-2015 ACS

Educational Attainment – Median Earnings in the Past 12 Months

Educational Attainment	Median Earnings in the Past 12 Months
Less than high school graduate	504,742
High school graduate (includes equivalency)	715,248
Some college or Associate's degree	807,428

Educational Attainment	Median Earnings in the Past 12 Months
Bachelor's degree	1,084,549
Graduate or professional degree	1,205,464

**Table 45 – Median Earnings in the Past 12 Months**

Data Source: 2011-2015 ACS

**Based on the Business Activity table above, what are the major employment sectors within your jurisdiction?**

The Business Activity chart clearly delineates the tremendous reliance in Clark County on Tourism/Hospitality with 47% of workers employed in Arts, Entertainment, Accommodations and another 12% in Retail Trade, much of which is located on the Las Vegas Strip and Downtown Las Vegas. According to the Las Vegas Convention and Visitors Authority (LVCVA) tourism workers in Southern Nevada earned \$10.1 billion in wages during 2017, 22 percent of all wages earned in the region and the largest share among other major destinations. Southern Nevada’s tourism industry contributed \$57.6 billion in total output, supported roughly 367,900 jobs, equal to 41.9 percent of all private employment in Southern Nevada, and generated \$15.7 billion in wages and salaries throughout the region.

**Describe the workforce and infrastructure needs of the business community:**

The Comprehensive Economic Development Strategy (CEDS) prepared by TIP Strategies, Inc. for the Las Vegas Global Economic Alliance, outlines the workforce and infrastructure needs of the business community and is available at [https://www.lvgea.org/wp-content/uploads/2017/11/2018-2019-Action-Plan.pdf?dl=0&utm\\_medium=email&utm\\_campaign=Press%20Release%20LVGEA%20releases%20Action%20Plan%20for%20next%20two%20years&utm\\_content=Press%20Release%20LVGEA%20releases%20Action%20Plan%20for%20next%20two%20years+CID\\_44e401988596b0e8a7b51b5109ad40a2&utm\\_source=Email%20marketing%20software&utm\\_term=here](https://www.lvgea.org/wp-content/uploads/2017/11/2018-2019-Action-Plan.pdf?dl=0&utm_medium=email&utm_campaign=Press%20Release%20LVGEA%20releases%20Action%20Plan%20for%20next%20two%20years&utm_content=Press%20Release%20LVGEA%20releases%20Action%20Plan%20for%20next%20two%20years+CID_44e401988596b0e8a7b51b5109ad40a2&utm_source=Email%20marketing%20software&utm_term=here)

**Describe any major changes that may have an economic impact, such as planned local or regional public or private sector investments or initiatives that have affected or may affect job and business growth opportunities during the planning period. Describe any needs for workforce development, business support or infrastructure these changes may create.**

Southern Nevadans recognize that the region’s heavy reliance on the tourism and gaming industry makes the region vulnerable to economic changes. They value the strength of the industry and its international reputation but are concerned by the area’s dependence on this one sector of the



economy. In response, the LVGEA developed the CEDS to help guide job and business growth opportunities.

The CEDS identified four key target sectors for economic development:

1. Regional Economic Development
2. Policy, Planning & Research
3. Marketing and Communications
4. Operations

To assist in the success of these plans, the HCP Consortium needs to work with LVGEA and RTC to coordinate the RTC's Regional Transportation Plan, local government master plan updates and HUD funding with the Comprehensive Economic Development Strategy (CEDS). Bringing these planning processes together will help coordinate growth by aligning land use, transit and economic development activities to create a stronger community.

### **How do the skills and education of the current workforce correspond to employment opportunities in the jurisdiction?**

Much of the employment is in sectors where a high school education is adequate to obtain a job. The Clark County School District continues to make progress on improving its graduation rate according to preliminary figures released by the state of Nevada. The data showed CCSD's graduation rate increased by more than one percent during the past year. The new graduation rate of 72.07 percent marks the first time since 2004 that the district's graduation rate topped that mark.

As forecast in the FY2015-2020 Consolidated plan "a full 29% of jobs will require at least a 4-year degree". According to The Nevada Independent, fifty-four percent of the state's jobs require some sort of advanced education, but only 30 percent of Nevada residents age 25 or older have a post-secondary degree, according to a report recently released by the United Way of Southern Nevada.

In other words, Nevada residents can no longer rely on graduating high school and nabbing a decent-paying job at a casino or other workplace without any additional education. The Great Recession jumpstarted efforts to diversify the state's economic landscape, but now the trick is preparing students to enter those new career fields.

The Brookings Institution publication *Unify, Regionalize, Diversify: An Economic Recovery Development Agenda for Nevada* promotes raising standards throughout the K-12 system over the longer term; leveraging community colleges to deliver a skilled workforce; expanding research universities' role in workforce development; align higher education and workforce development resources for innovation and diversification; and reorganizing and re-energizing the state's workforce investment system. These

actions should help the economy diversify by ensuring that the workforce of the future is readily available to employers.

**Describe any current workforce training initiatives, including those supported by Workforce Investment Boards, community colleges and other organizations. Describe how these efforts will support the jurisdiction's Consolidated Plan.**

Workforce Connections is Southern Nevada's Local Workforce Investment Board (LWIB). They are responsible for the operation of the One-Stop Delivery System in the Southern Nevada Local Workforce Investment Area. The One-Stop Career Center is located at 6330 W. Charleston in the city of Las Vegas. The One-Stop Career Center and One-Stop Delivery System partners provide access to computers for job searching, career counseling, assistance with writing a resume or learning how to interview for a job, intensive case management, supportive services for employment or training related activities and funding to complete employer-recognized training and certification programs. For more visit <https://nvworkforceconnections.org/>.

The College of Southern Nevada (CSN) (formerly Community College of Southern Nevada) has three main campuses in Las Vegas, North Las Vegas and Henderson and multiple sites and centers. Students can choose from 180 degree and certificate options in more than 100 areas of study, including over 25 degree and certificate programs available entirely online. The college is divided into 6 academic schools and the non-credit Division of Workforce & Economic Development, which provides workforce training, personal enrichment and customized business training opportunities for the community.

Through its Outside Agency Grant, Clark County provides funding to support economic development. The County has supported Nevada Partners, Goodwill and Foundation for an Independent Tomorrow in their efforts to expand employment training and job readiness for lower income people. These efforts support the Strategic Plan's goal to increase opportunities for job readiness and will help meet the HCP Consortium demand for qualified workers.

**Does your jurisdiction participate in a Comprehensive Economic Development Strategy (CEDS)?**

Yes

**If so, what economic development initiatives are you undertaking that may be coordinated with the Consolidated Plan? If not, describe other local/regional plans or initiatives that impact economic growth.**

The Las Vegas Global Economic Alliance (LVGEA), Southern Nevada's development authority, released an updated two-year Action Plan for 2018-2019 that champions a prosperous, diverse and connected regional economy and the HCP Consortium participates with that organization in implementing the strategies outlined. The LVGEA is a 501(c)6 membership organization dedicated to diversifying the economy in Southern Nevada and building the foundations for long term economic growth. The Southern Nevada Comprehensive Economic Development Strategy is the result of a collaborative effort between the LVGEA and over 300 stakeholders in Southern Nevada.

With an overall goal of facilitating economic growth in the region, this plan will continue to guide the organization's efforts to strengthen and diversify the region through 2019.

#### Clark County

- Blue Diamond Business Park Area (north of Blue Diamond Road and the east side of the UPRR)
- Laughlin – 9000 acres, events center, UMC medical health, energy efficiency upgrades-clean energy, freight transportation (ground and rail)
- McCarran International Airport, Ivanpah Airport and 5 General Aviation (GA) Airports owned by Clark County
- Southwest 215/I15 Corridor (generally all non-residential planned areas between Warm Springs and Oquendo, and between Eastern and Fort Apache)
- Sunrise Mountain Land Fill (adaptive re-use)
- UNLV Area Surrounding the Campus and Paradise Road (Stadium for UNLV, commercial planned areas generally south of Flamingo Road, North of Tropicana Avenue, along Maryland Parkway, and east of Paradise Road)

#### Boulder City

- Amerityre Expansion - through expansion, the company will add 47 new manufacturing jobs, with on the job training opportunities made available for new hires
- Boulder City Hospital - the BCH expansion will secure the 200 current jobs and create 120 new employment opportunities over the next 18 months

#### Mesquite

- Downtown historic facility restoration
- Fiber Optic Connectivity
- Regional Athletic Facilities
- Mesquite Technology and Commerce Center

#### North Las Vegas

- Apex Industrial Area
- Downtown Redevelopment Opportunities
- Lake Mead Island
- Nellis AFB Defense Sector Development
- Northeast Industrial Area
- UNLV Higher Education Campus / Environmental Clean-up
- Higher Education Job Creation Zone
- Veteran Administration Medical Complex I Medical Sector

### **Discussion**

The projects above are described more fully in the CEDS and converge in the Consolidated Plan where HUD funding is used to construct or rehabilitate public facilities that serve the residents of the areas outlined and to construct or rehabilitate housing to ensure an adequate supply of affordable units. The County is particularly focusing efforts on the Blue Diamond Road area west of I-15, there has been significant development over the past 15-20 years bringing major infrastructure improvements into the area. As Blue Diamond Business Park continues to develop, this will bring thousands of jobs into the area adding to traffic congestion on Blue Diamond Road. Due to at least 3 master planned communities utilizing Blue Diamond Road as a means to access I-15 and the central part of the valley, this corridor will benefit from additional public transit system and additional utility upgrades and improvements.

Clark County is moving forward on development of a parcel located at Pebble and Eastern (17714802021). A second family housing RFP will be made public later in 2020 for a parcel (APN #176-20-601-009) near Blue Diamond and Durango. Clark County has set-aside up to \$1.8 million in prior year HOME funds for each project.

The CEDS has identified the need to broaden opportunities for high-paying jobs by making substantial gains in educational attainment and fostering new target industries. Further, providing adequate transportation options for visitors and locals alike will help the region compete for business.

## **MA-50 Needs and Market Analysis Discussion**

### **Are there areas where households with multiple housing problems are concentrated? (include a definition of "concentration")**

The CDBG Eligible Census Tracts map shows CDBG-eligible census tracts where 51% of households or more are low/moderate income (see Map 1). The households in those areas are also more likely to have multiple housing problems. Compared to the 2010 Census CDBG-eligible census tracts, the low/moderate income areas have expanded both to the west of I-15, indicating that low/moderate income households are spreading to the suburbs, a trend that has been noted in other studies on poverty. However, the majority of the need is in the central part of the Las Vegas Valley.

A concentration of households with multiple housing problems is found where 10% or more of the households in a Census Tract have two or more housing problems (housing problems include cost burden of 30% or more, lack of complete kitchen, lack of complete plumbing, and overcrowding). Maps 5 and 6 show the percentage of owner and renter households with multiple housing problems is particularly problematic in North Las Vegas from Revere Street to Pecos Road, and roughly from Craig Road to Owens. North Las Vegas has a second area with a concentration of renter housing problems that is located between Decatur Boulevard and Allen Lane, from Ann Road to Alexander Road. North Las Vegas owners appear to have 2 or more housing problems more often than any other area in the HCP Consortium. The areas affected have high concentrations of minority households and contains older housing units.

Renter households face multiple housing problems in the Sunrise Manor portion of unincorporated Clark County from Pecos Road to Hollywood Boulevard and from Craig Road to Owens. Another portion of Sunrise Manor shows a concentration of housing problems from Stewart to Vegas Valley and from Arden Street to Hollywood Blvd. A third unincorporated area with concentrated housing problems for renters includes multiple census tracts from East Desert Inn to Tropicana between US 95 and Stephanie Street. This area is part of the Boulder Highway Local Target Area.

The CDBG Eligible Census Tracts, not surprisingly, coincide very closely to the location of the households with the most housing problems.

Mesquite and Boulder City also have concentrations of housing problems that coincide with their CDBG Eligible Census Tracts. See attached maps.

### **Are there any areas in the jurisdiction where racial or ethnic minorities or low-income families are concentrated? (include a definition of "concentration")**

See above for definition of “concentration”. Minority concentrations occur primarily within the urban center of the Las Vegas valley and coincide very closely to the location of the households with the most housing problems, as can be seen on attached maps. A Boulder City owners map is not included as there are no issues for those households based on income or minority status; the same is true of Mesquite renters.

**What are the characteristics of the market in these areas/neighborhoods?**

As mentioned in previous sections of the Needs Assessment and Market Assessment, a number of barriers exist for residents in these areas. With higher numbers of low/moderate income and minority households, these are often historically underserved communities facing disproportionate housing problems such as overcrowding and cost burden, greater public investment and infrastructure needs, fewer accessible public facilities such as parks, and a need for increased public safety services such as police and fire stations.

**Are there any community assets in these areas/neighborhoods?**

There are many community assets in these areas and the HCP Consortium members work to focus their federal funds on adding new facilities and infrastructure and renovating existing facilities and infrastructure. Clark County CDBG and HOME funds have been used in most of these areas to make public improvements, particularly to public facilities such as recreation centers, senior centers and parks. North Las Vegas CDBG funds have been used for a variety of activities including rental housing renovation, water and sewer infrastructure and community facilities. Boulder City has focused on infrastructure, parks and ADA improvements throughout the community in past years. Mesquite has focused on its parks.

**Are there other strategic opportunities in any of these areas?**

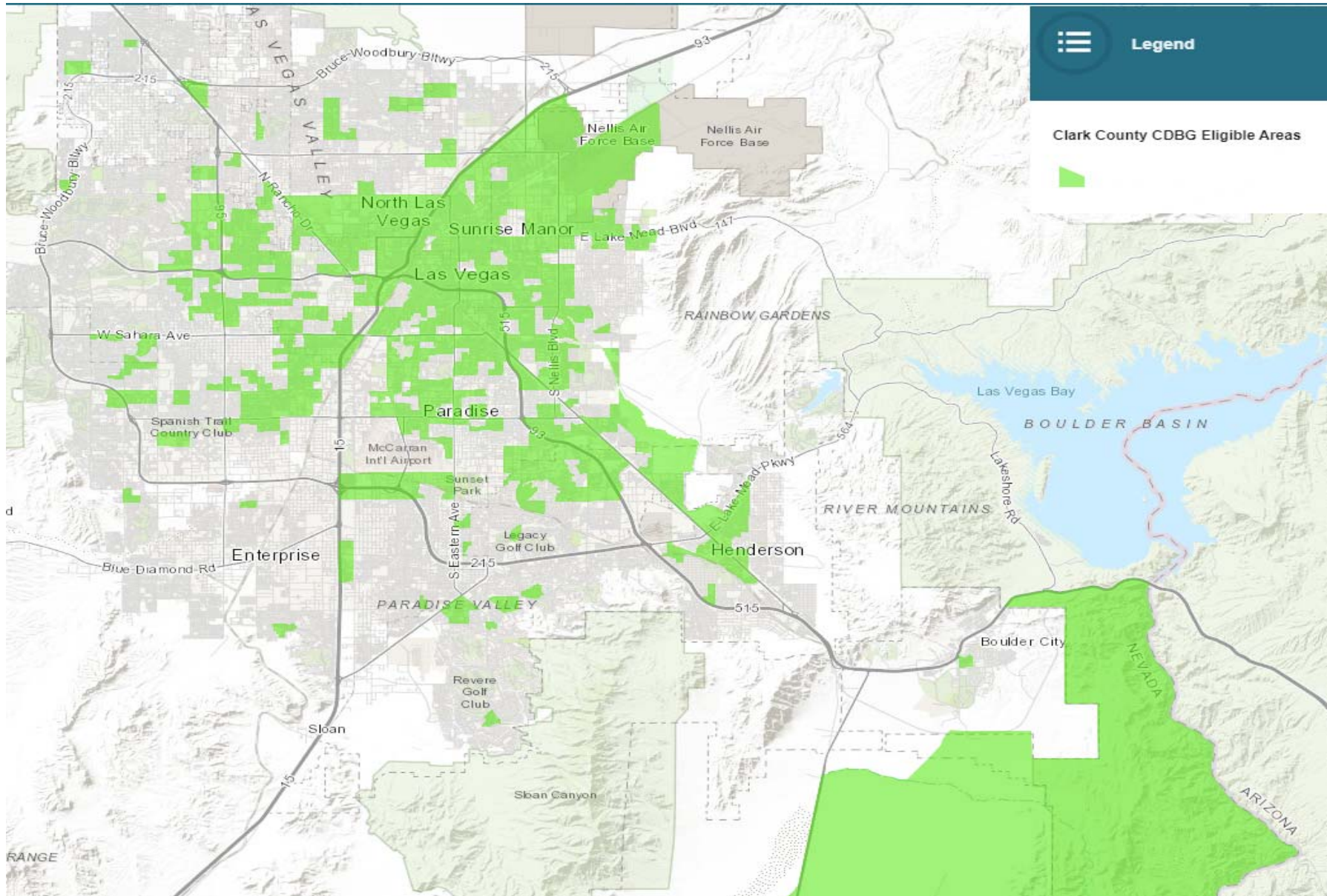
North Las Vegas Transformation Plan was accepted by HUD’s Office of Public & Indian Housing on April 4, 2017. In addition, on May 3, 2017 the Choice Transformation Plan was initially presented at a public City Council meeting for review and comment. Subsequently, the Choice Transformation Plan was presented to the public and accepted by the North Las Vegas City Council on May 17, 2017. At this meeting the CNLV City Council passed and adopted resolution 2582 which “adopted the Choice Neighborhood Transformation Plan as a guide to direct the Departments of Economic and Business Development, Land Development and Community Services, Neighborhood and Leisure Services, and Public Works for redevelopment, investment and enhancements and as a template for the Choice Neighborhood Urban Core and other areas of the City with similar context and vision.” This Plan is based on the approved Choice Neighborhood Transformation Plan. The CNLV CNI Transformation Plan has

identified specific implementation strategies adapted from Chapter 7 of the Transformation Plan that will be the focus of the Choice Neighborhood Neighborhood Revitalization Strategy Area (NRSA). The Sectors that will be addressed are included in the following Chapters of the Transformation Plan: A. Community Planning & Engagement – Chapter 3 B. Neighborhood Sector – Chapter 4 C. People Sector – Chapter 6. Choice Neighborhoods, like NRSA, seek to develop comprehensive community revitalization strategies through partnerships among federal and local governments, the private sector, community organizations and neighborhood residents. It also seeks to create opportunity in distressed neighborhoods by stimulating the investment of human and economic capital and economically empowering low-income residents, which are in line with Choice Neighborhood objectives.

The City of North Las Vegas, along with the SNRHA and other partners, will use the Choice Neighborhoods Planning Grant to build upon existing community-driven, site specific interventions. With the active support of the Rose Garden’s residents, community stakeholders, developers, city planners, and partners such as the Clark County school District, Lincy Institute of UNLV, Lutheran Social Services of Nevada, and Nevada Partners Inc., the planning process will create an impactful transformation plan that establishes long-term neighborhood stability. See Map in Strategic Plan for information on the North Las Vegas Urban Core Choice Neighborhood.

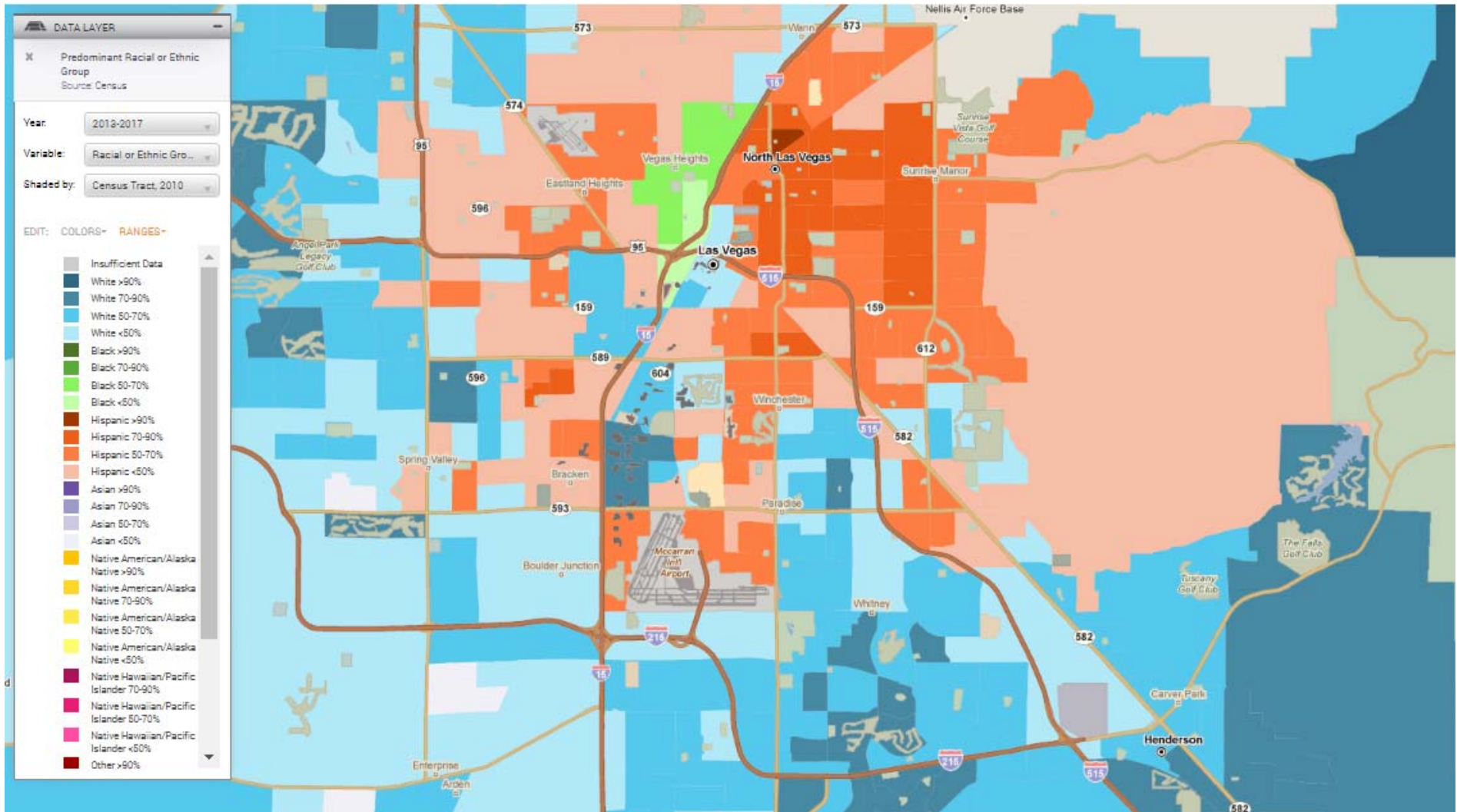
#### **Local Target Area**

Clark County Community Resources Management will be focusing on the Clark County Maryland Transit Oriented Development within the Maryland Parkway corridor, Blue Diamond Business Park Area, Southwest 215/I15 Corridor (Oquendo and Fort Apache) and Spencer Street. Nevada Community Enrichment Program (NCEP), Spencer Street Campus Phase II which will provide rehabilitation and habilitation services to individuals who have suffered a brain injury, traumatic (TBI) or acquired (ABI), homeless medically fragile respite, and affordable permanent supported housing all in one 40 bedroom site (total units) with significant wrap around services from a comprehensive, person centered care design.

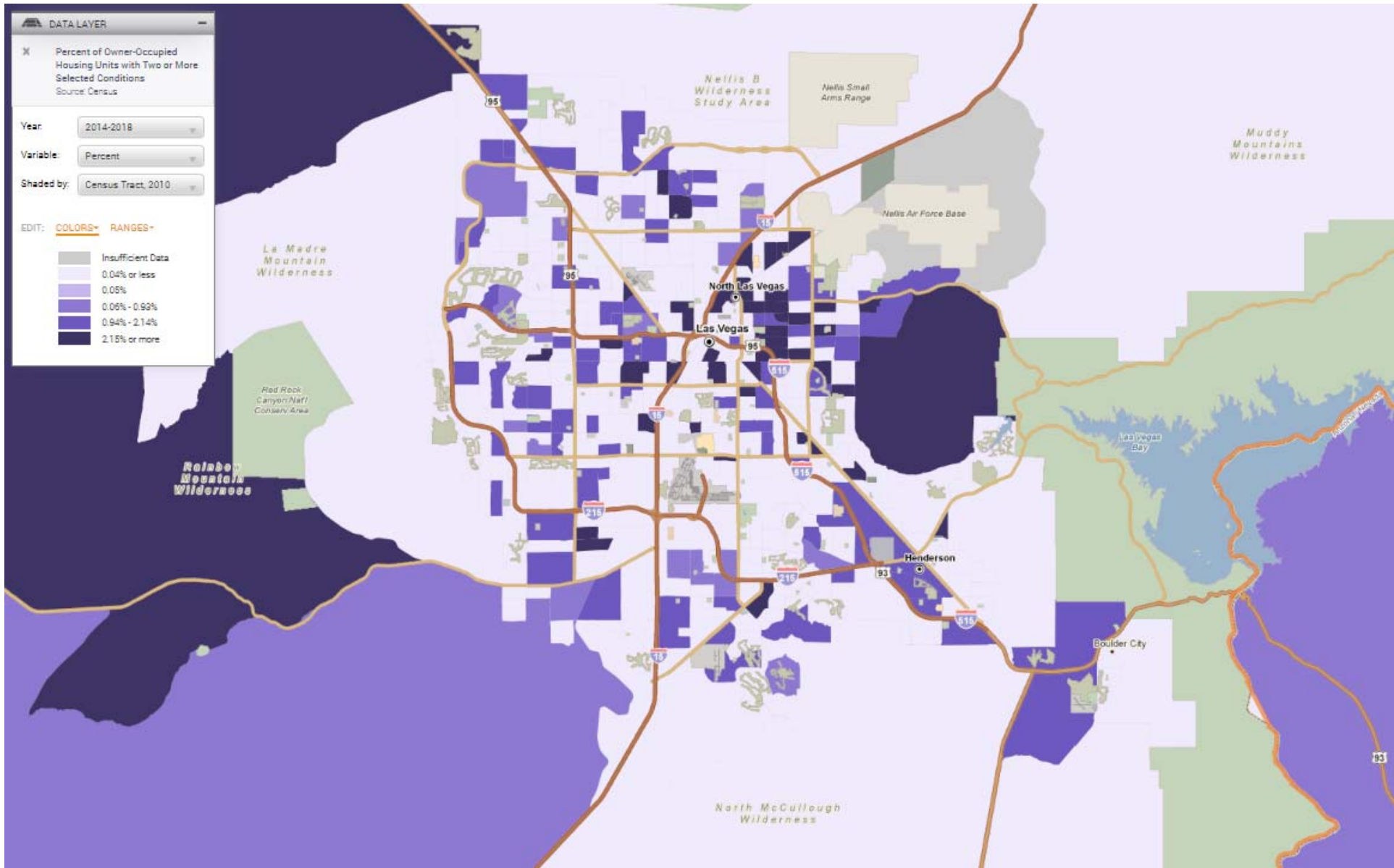


**Map 1: CDBG Eligible Areas**

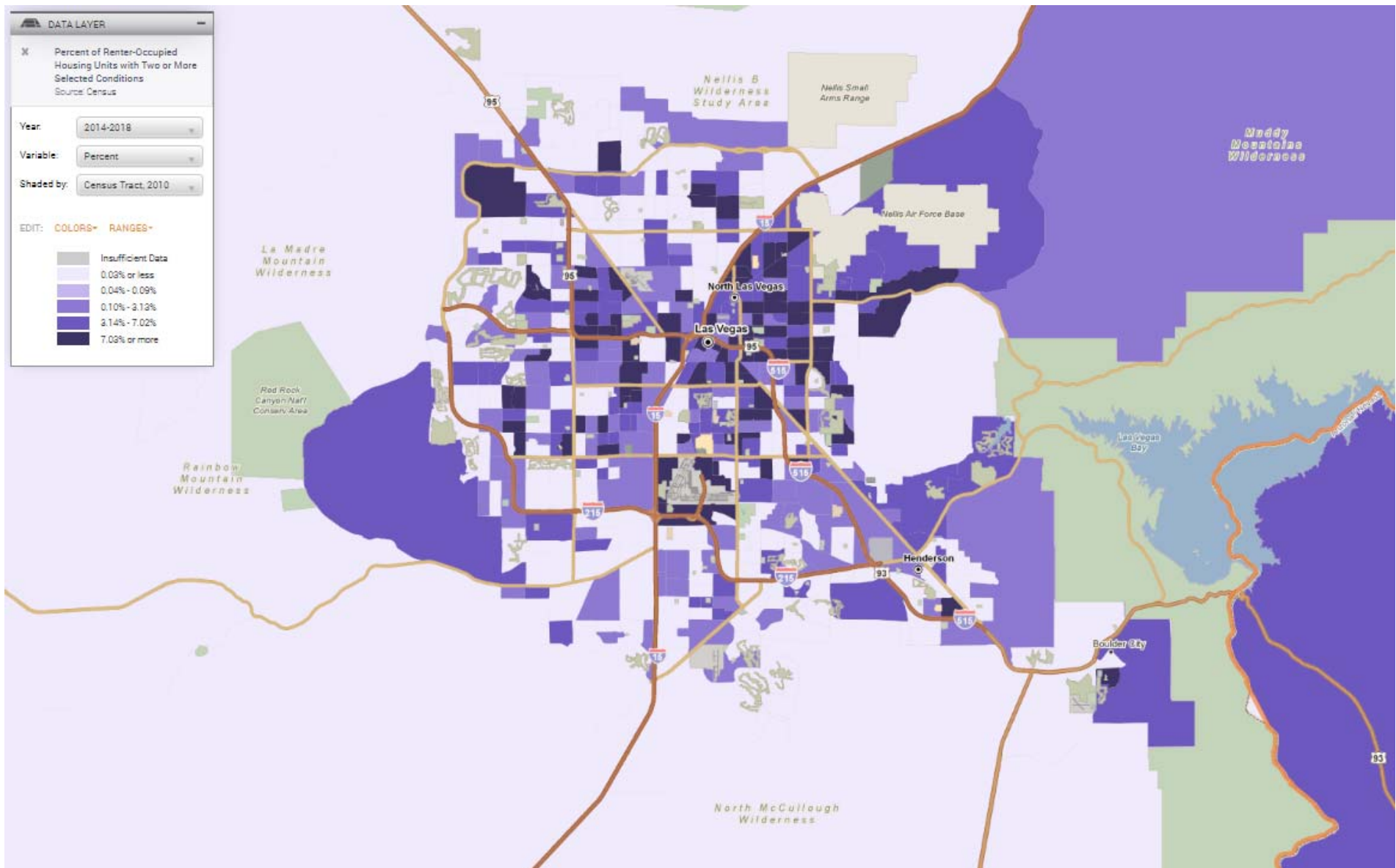




**Map 2: Racial or Ethnic Groups**

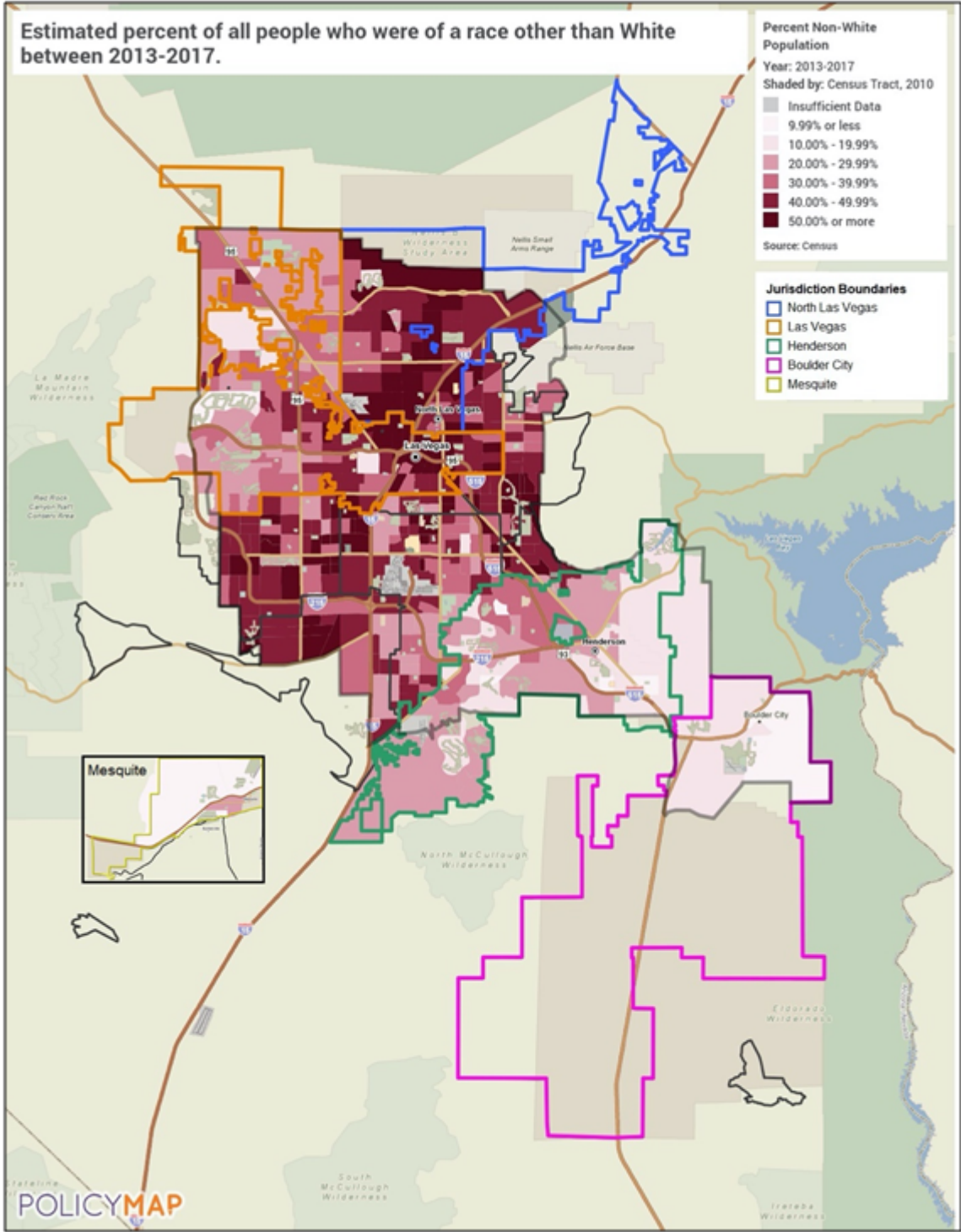


**Map 3: Owner Occupied Housing with 2 or More Housing Problems**



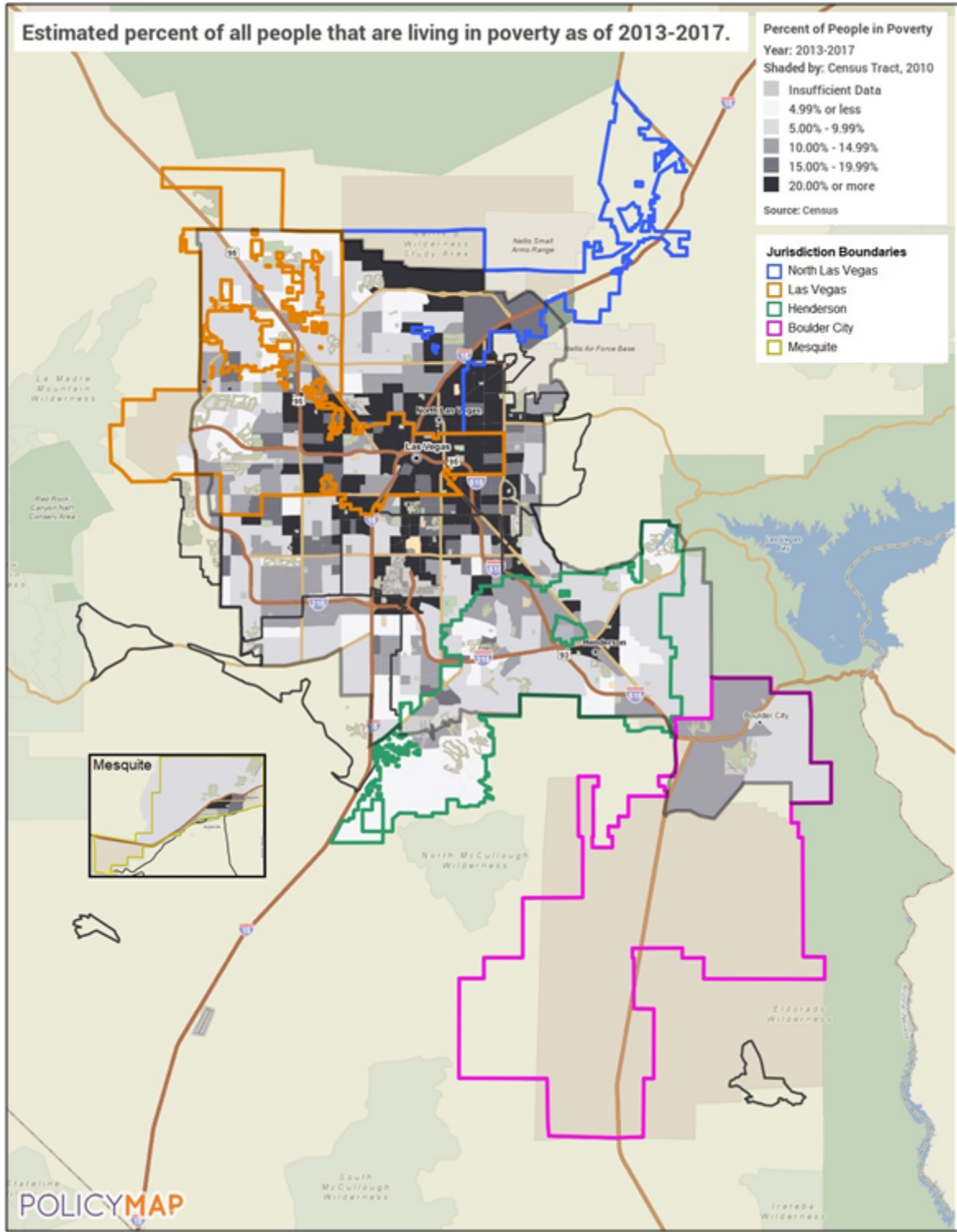
**Map 4: Occupied Rental Housing with 2 or More Housing Problems**





**Map 5: Minority (Non-white) Population by Census Tract**

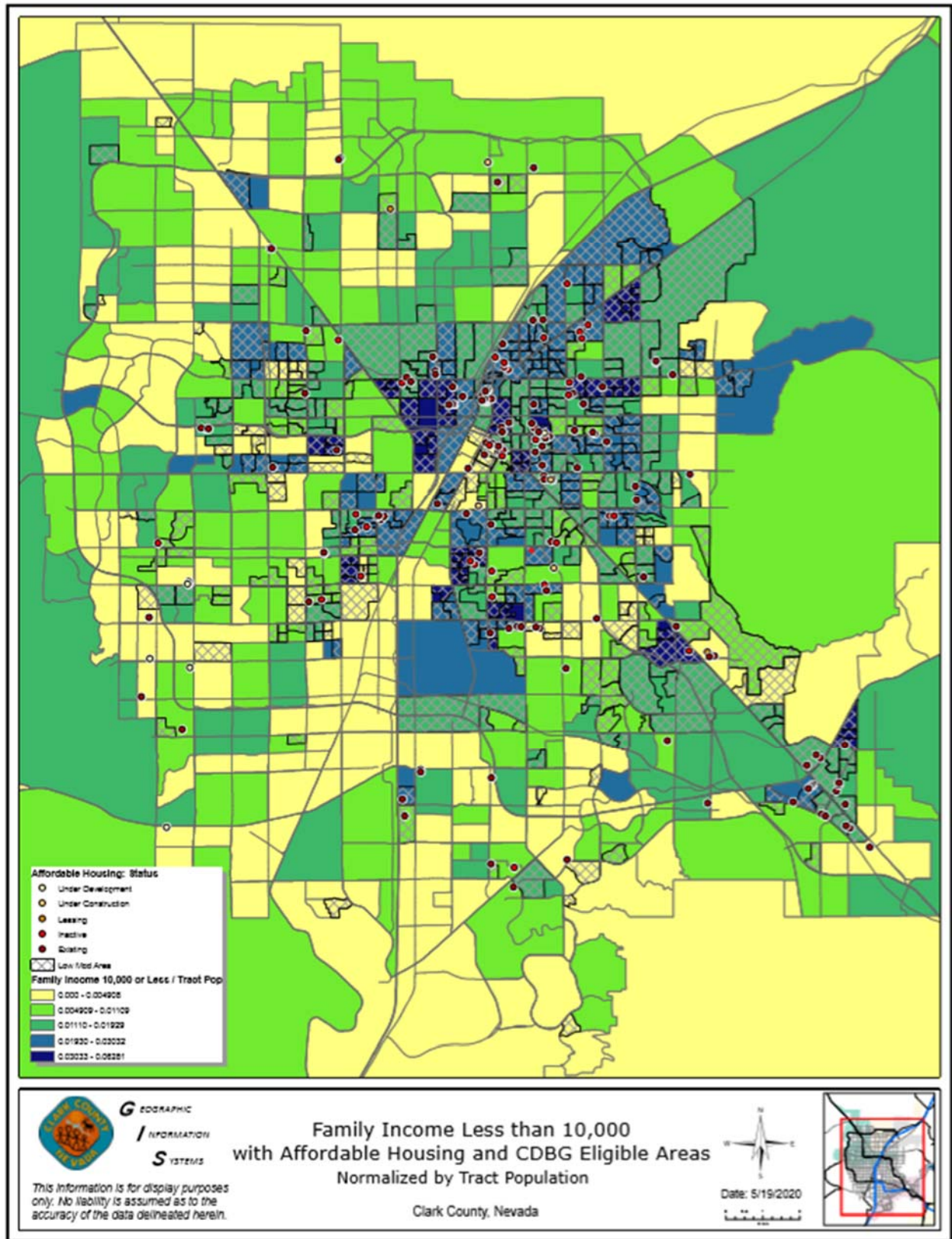




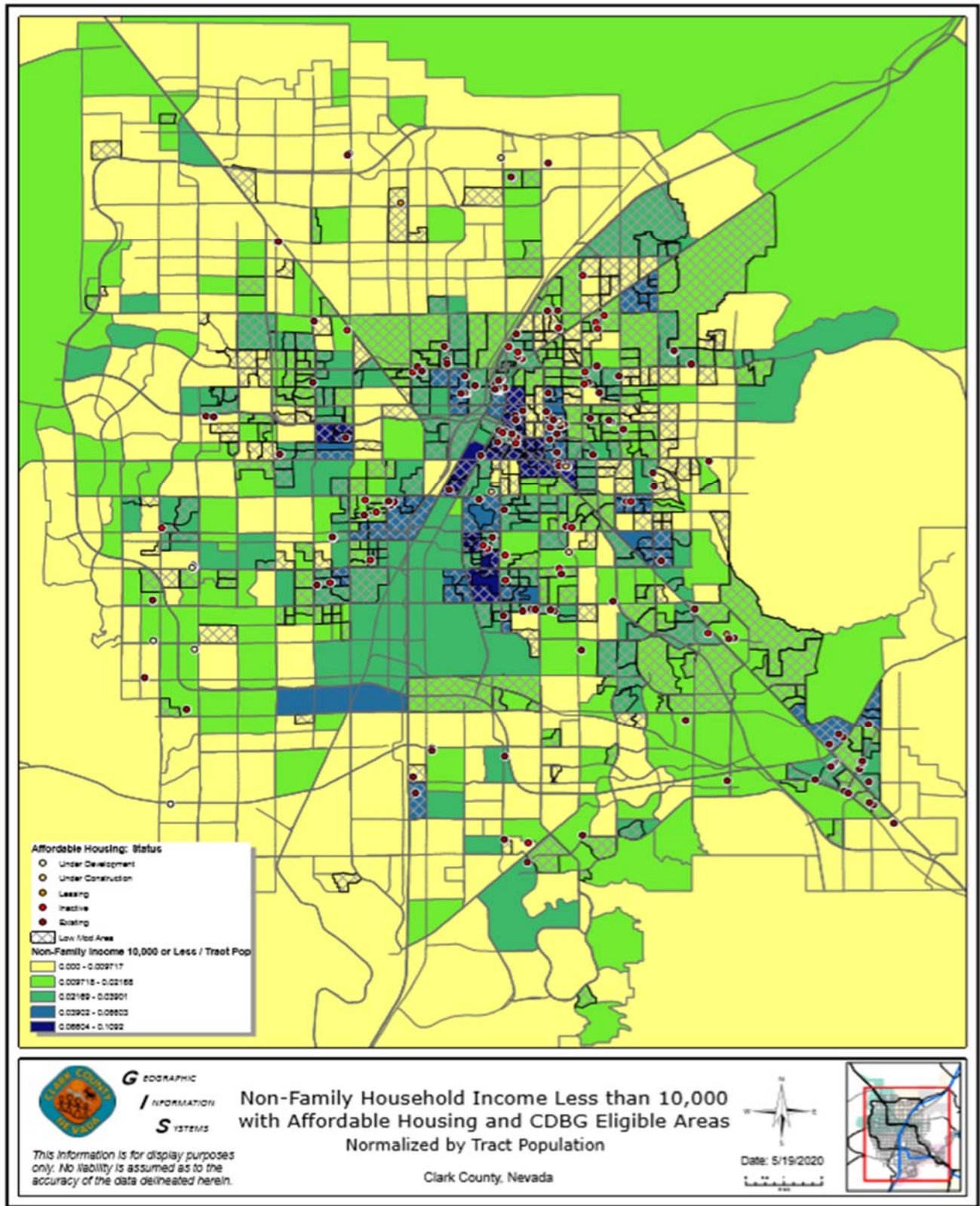
Source: 2013-2017 ACS via PolicyMap

**Map 7: Poverty Level**





Map 8: Family Income Less than \$10,000





**Map 9: Non-Family Income less than \$10,000**

# Strategic Plan

## SP-05 Overview

### Strategic Plan Overview

The HCP Consortium's priorities were established based on the analysis of current housing needs, the characteristics of the overall housing market, the ability of low-income households to afford, locate and maintain housing, and the availability of resources to address the identified needs.

The HCP Consortium has based its strategic plan on the HUD CHAS Data, the Census Bureau's American Community Survey, updated reports and surveys regarding housing sales and development, comments from citizen participation meetings, and discussions with housing and service providers. In some cases, updated reports and/or studies affected the priority designation due to changes, for example, in housing market conditions since the 2010 Census.

The HCP Consortium will be pursuing the following strategies for the next five years to provide for affordable housing including rental housing, homeownership, special needs housing and housing for the homeless or formerly homeless.

Clark County has requested approval of a HUD pre-award approval for a 5th CDBG Capital Improvement Plan (CIP) for the period covering FY 2020-2024 after a year-long citizen participation process. Local funds will be advanced to begin the county projects which will subsequently be reimbursed from CDBG funds from fiscal years 2020 through 2024. Mesquite and Boulder City have projects approved as part of the CIP with Mesquite focusing on parks and Boulder City focusing on sidewalks and streets. The non-profit sponsored projects will receive priority funding from the CDBG capital funds awarded annually. The funded projects are in the Table: FY 2020-2024 CDBG Capital Plan Project List.

**FY 2020-2024 CDBG Capital Improvement Plan Project List**

<b>Organization</b>	<b>Project Name</b>	<b>Allocation</b>
<b>Clark County</b>		
St. Jude's Ranch for Children	Healing Center	\$ 3,000,000
Nevada Partnership for Homeless Youth	NPHY Outreach, Volunteer, and Operations (OVO) Center	\$ 893,275
Accessible Space, Inc.	Hastings House Capital Improvements	\$ 400,000
Clark County Parks & Recreation	Parkdale Park Basketball/Pool Renovation	\$ 476,913
Nevada Health Centers	Expansion of Nevada Health Centers' Martin Luther King Health Center	\$ 1,489,037
Lutheran Social Services of Nevada	JOURNEY Senior Services Center	\$ 1,784,377
Bridge Counseling Associates, Inc.	Bridge Adult Transitional Housing and Youth Residential Treatment Project	\$ 4,242,019
Jewish Family Services Agency	JFSA Building Enhancement	\$ 2,199,926
Family Promise of Las Vegas	The Family Promise of Las Vegas Family Navigation Center	\$ 4,300,000
Clark County Parks & Recreation	Laughlin Multigenerational Center	\$ 3,970,473
Nevada Partners, Inc./Culinary Academy of Las Vegas	Youth Empowerment Center and Hospitality Workforce Expansion	\$ 3,762,534
Clark County Dept. of Juvenile Justice	Sunrise Multi-Generational Community Center	\$ 3,243,980
<b>Total:</b>	<b>Estimated Yearly Allocation: \$8,042,702</b>	<b>\$ 29,762,534</b>
<b>Boulder City</b>		
	Public Services	\$ 361,285
St. Jude's Ranch for Children	Healing Center	\$ 695,120
Boulder City	Boulder City Senior Center Building Rehabilitation	\$ 150,000
<b>Total:</b>	<b>Estimated Yearly Allocation: \$241,281</b>	<b>\$ 1,206,405</b>
<b>Mesquite</b>		
Mesquite	Fire Station #3 Energy Efficiency Improvements	\$ 100,000
Mesquite	Mesquite Senior Center Improvements	\$ 75,000
Mesquite	Mesquite Recreation Center Energy Efficiency Improvements	\$ 170,000
Mesquite	Public Facility ADA Upgrades	\$ 35,000
Mesquite	Trail System Shade Structure Upgrades	\$ 95,000
Mesquite	Hafen Park Improvements	\$ 500,000
Mesquite	Mesquite Recreation Center Field Improvements	\$ 231,405
<b>Total:</b>	<b>Estimated Yearly Allocation: \$241,281</b>	<b>\$ 1,206,405</b>
<b>Grand Total</b>		<b>\$ 32,175,344</b>

[1] Boulder City uses a portion of its CDBG funds (15%) toward Public Service.

**FY 2020-2024 CDBG Capital Plan Project List**

**SP-10 Geographic Priorities - 91.415, 91.215(a)(1)**

**Geographic Area**

1	Area Name:	Boulder Highway Revitalization Area
	Area Type:	Local Target area
	Other Target Area Description:	
	HUD Approval Date:	
	% of Low/ Mod:	
	Revital Type:	Comprehensive
	Other Revital Description:	
	Identify the neighborhood boundaries for this target area.	The stations include the intersections at Sunset Road, Lake Mead Parkway, and Horizon Drive, and the service will also stop at Greenway Road. In addition, mixed-use activity centers and future transit stations are planned at the following intersections along Boulder Highway: Gibson Road, Galleria Drive, Warm Springs Road, Water Street, and Basic Road.
	Include specific housing and commercial characteristics of this target area.	See Market Assessment and Needs Assessment Sections.
	How did your consultation and citizen participation process help you to identify this neighborhood as a target area?	See Consultation and Citizen Participation Sections.
	Identify the needs in this target area.	Needs in this area are identified throughout the Consolidated Plan.
	What are the opportunities for improvement in this target area?	Opportunities are outlined in Strategic Plan.
	Are there barriers to improvement in this target area?	Barriers are identified in Strategic Plan.

2	Area Name:	Maryland Parkway Corridor
	Area Type:	Local Target Area
	Other Target Area Description:	
	HUD Approval Date:	
	% of Low/ Mod:	
	Revital Type:	Comprehensive
	Other Revital Description:	
	Identify the neighborhood boundaries for this target area.	The project will include an 8.7-mile-high-capacity transit system to seamlessly link activity centers along Maryland Parkway with an extension to the Las Vegas Medical District, on Alta Drive.
	Include specific housing and commercial characteristics of this target area.	See Market Assessment and Needs Assessment Sections.
	How did your consultation and citizen participation process help you to identify this neighborhood as a target area?	See Consultation and Citizen Participation Sections.
	Identify the needs in this target area.	Needs in this area are identified throughout the Consolidated Plan.
	What are the opportunities for improvement in this target area?	Opportunities are outlined in Strategic Plan.
	Are there barriers to improvement in this target area?	Barriers are identified in Strategic Plan.
3	Area Name:	North Las Vegas Choice Neighborhood
	Area Type:	Strategy area
	Other Target Area Description:	
	HUD Approval Date:	2/2/2015
	% of Low/ Mod:	

	Revital Type:	
	Other Revital Description:	
	Identify the neighborhood boundaries for this target area.	
	Include specific housing and commercial characteristics of this target area.	
	How did your consultation and citizen participation process help you to identify this neighborhood as a target area?	
	Identify the needs in this target area.	
	What are the opportunities for improvement in this target area?	
	Are there barriers to improvement in this target area?	
4	Area Name:	Clark County, North Las Vegas, Boulder City and Mesquite
	Area Type:	Low/Mod Income Areas and Low/Mod Income People
	Other Target Area Description:	Low/Mod Income Areas and Low/Mod Income People
	HUD Approval Date:	
	% of Low/ Mod:	
	Revital Type:	
	Other Revital Description:	
	Identify the neighborhood boundaries for this target area.	The area encompasses all of unincorporated Clark County and the incorporated cities of North Las Vegas, Boulder City and Mesquite.

Include specific housing and commercial characteristics of this target area.	See Market Assessment and Needs Assessment Sections.
How did your consultation and citizen participation process help you to identify this neighborhood as a target area?	See Consultation and Citizen Participation Sections.
Identify the needs in this target area.	Needs in this area are identified throughout the Consolidated Plan.
What are the opportunities for improvement in this target area?	Opportunities are outlined in Strategic Plan.
Are there barriers to improvement in this target area?	Barriers are identified in Strategic Plan.

**General Allocation Priorities**

**Describe the basis for allocating investments geographically within the state**

Clark County will continue to focus on the Maryland Parkway corridor, where the housing problems are particularly burdensome for renter households, the area has multiple low/mod income census tracts and block groups, and there is a lack of supportive services for residents.

North Las Vegas will be giving priority to the urban core target area for its Choice Neighborhoods grant. Clark County HOME funded projects are primarily located in unincorporated Clark County and in areas that have not traditionally had affordable housing or are not CDBG eligible. Clark County prefers to support the dispersal of affordable housing throughout the community. The majority of CDBG activities funded by Clark County and North Las Vegas take place within the CDBG eligible census tracts. Projects in Boulder City and Mesquite focus on providing services to populations presumed to be lower income, such as seniors and the disabled.



## SP-25 Priority Needs - 91.415, 91.215(a)(2)

### Priority Needs

Table 46 – Priority Needs Summary

<b>1</b>	<b>Priority Need Name</b>	Affordable Housing
	<b>Priority Level</b>	High
	<b>Population</b>	Extremely Low Low Moderate Large Families Families with Children Elderly Frail Elderly Persons with Mental Disabilities Persons with Physical Disabilities Persons with Developmental Disabilities Persons with Alcohol or Other Addictions Persons with HIV/AIDS and their Families Victims of Domestic Violence
	<b>Geographic Areas Affected</b>	Low/Mod Income Areas and Low/Mod Income People
	<b>Associated Goals</b>	Provide Decent and Affordable Housing

	<b>Description</b>	<p>Extremely low-income affordable housing shortage in Clark County is the 2<sup>nd</sup> largest in the Nation with only 14 affordable and available homes for every 100 ELI renter households. The National average is 37 affordable and available homes for every 100 ELI renter households. In Clark County there is a shortage of 59,370 affordable units available to extremely low-income households at 30% area median income and below. While there are larger units in the market, they are simply not affordable to low-income large families. It is important to note that while there appear to be adequate units for households at 80% AMI and below, not all of these units are occupied by people at this income level. Persons with special needs include the elderly, frail elderly, persons living with HIV/AIDS, and the developmentally, physically and mentally disabled. The need for supportive housing units for these populations remains very high.</p> <p>It is estimated that 83% existing low-income and extremely low-income homeowners are severely cost burdened and/or have other housing problems. Assisting this group in maintaining their homes will reduce the threat of homelessness for these families and preserve affordable housing for future generations, helping keep neighborhoods livable. As homeownership rates decline, the HCP Consortium's jurisdictions want to maintain those households that currently own their own home whenever possible. While housing rehabilitation for moderate-income households is not as high a priority as for extremely low- and low-income households, it is still an important aspect of maintaining viable neighborhoods and reducing blight. Therefore, the HCP Consortium may also provide housing rehabilitation to moderate-income existing owner households.</p>
	<b>Basis for Relative Priority</b>	<p>After broad community and stakeholder outreach, it was clear that affordable housing is a community priority which is also substantiated by quantitative data in the Needs Assessment, National Low-Income Housing Coalition and Market Analysis.</p>
2	<b>Priority Need Name</b>	Homelessness
	<b>Priority Level</b>	High

<b>Population</b>	Extremely Low Large Families Families with Children Elderly Rural Chronic Homelessness Individuals Families with Children Mentally Ill Chronic Substance Abuse veterans Persons with HIV/AIDS Victims of Domestic Violence Unaccompanied Youth
<b>Geographic Areas Affected</b>	Low/Mod Income Areas and Low/Mod Income People
<b>Associated Goals</b>	Prevent and End Homelessness
<b>Description</b>	<p>Extensive information on the nature and extent of homelessness is available in detail in the 2019 Southern Nevada Homeless Census and Survey, available on the HELPHOPEHOME.ORG website. The 2019 Southern Nevada PIT Count indicates that the 2019 annual estimate for the number of homeless people in Southern Nevada is 14,114. This represents a 15.19% decrease (2,527 persons) from the 2018 annual estimate of 16,641 persons. Between 2018 and 2019, unsheltered homelessness decreased by 17.09% (567 persons). When comparing the unsheltered totals to the overall homeless total relative to their year, there was a 3.9% decrease since 2018. In 2018, unsheltered homeless represented 63.85% of the entire homeless population (3,884 persons). In 2019, unsheltered homeless represented 59.98% of the entire homeless population (3,317 persons).</p>

	<b>Basis for Relative Priority</b>	After broad community and stakeholder outreach, it was clear that affordable housing is a community priority which is also substantiated by quantitative data in the Needs Assessment, National Low-Income Housing Coalition and Market Analysis.
<b>3</b>	<b>Priority Need Name</b>	Community and Supportive Services
	<b>Priority Level</b>	High
	<b>Population</b>	Extremely Low Low Moderate Large Families Families with Children Public Housing Residents Elderly Frail Elderly Persons with Mental Disabilities Persons with Physical Disabilities Persons with Developmental Disabilities Persons with Alcohol or Other Addictions Persons with HIV/AIDS and their Families Victims of Domestic Violence Non-housing Community Development
	<b>Geographic Areas Affected</b>	Low/Mod Income Areas and Low/Mod Income People
	<b>Associated Goals</b>	Provide Community and Supportive Services

	<b>Description</b>	The HCP Consortium has extensive needs for public services that are far beyond the ability of any one agency to meet. There are substantial waiting lists for many programs. Special needs supportive services to help people remain or become self-sufficient and independent are in short supply. There is an ongoing need to provide families with a variety of services to help them improve their ability to be self-sufficient. According to a report from the advocacy group Child Care Aware of America, Nevada was one of 31 states where childcare expenses actually exceeded the price of college tuition fees. Nevada ranked 11th among those states as on average, for example, the cost of putting an infant in a Nevada daycare accounts for about 13% of a married couple's median income. According to Child Care Aware of America; in Nevada there are 40,634 Children birth to 4 years old living in poverty, 104,165 single parent families and 69,431 families living in poverty.
	<b>Basis for Relative Priority</b>	After broad community and stakeholder outreach, it was clear that community/supportive services; affordable childcare is a community priority which is also substantiated by quantitative data in the Needs Assessment, National Low-Income Housing Coalition and Market Analysis.
<b>4</b>	<b>Priority Need Name</b>	Community Facilities, Infrastructure, Improvements
	<b>Priority Level</b>	High

<b>Population</b>	<p>Extremely Low</p> <p>Low</p> <p>Moderate</p> <p>Large Families</p> <p>Families with Children</p> <p>Public Housing Residents</p> <p>Elderly</p> <p>Frail Elderly</p> <p>Persons with Mental Disabilities</p> <p>Persons with Physical Disabilities</p> <p>Persons with Developmental Disabilities</p> <p>Persons with Alcohol or Other Addictions</p> <p>Persons with HIV/AIDS and their Families</p> <p>Victims of Domestic Violence</p> <p>Non-housing Community Development</p>
<b>Geographic Areas Affected</b>	<p>Low/Mod Income Areas and Low/Mod Income People</p>
<b>Associated Goals</b>	<p>Provide Community Facilities and Infrastructure</p>
<b>Description</b>	<p>The Clark County Capital Improvement Plan 2020-2024 indicates that over the past several years the County has experienced a high level of growth and development; infrastructure improvements, new government facilities, park developments and improvements, and new community centers are necessary to meet service demands associated with continued growth. For FY2020-2024 Clark County has identified approximately \$5.5 billion in project costs with an estimated \$5.9 billion in funding sources.</p>
<b>Basis for Relative Priority</b>	<p>After broad community and stakeholder outreach, it was clear that providing a wide range of public facilities and infrastructure improvements is a community priority which is also substantiated by quantitative data in the Needs Assessment and Market Analysis.</p>

**Narrative (Optional)**

After broad community and stakeholder outreach, the HCP Consortium narrowed its focus to four goals - all of which are HIGH priority. Projects will only be considered for funding within the Consolidated Plan period if they address these high priority needs.

## SP-30 Influence of Market Conditions - 91.415, 91.215(b)

### Influence of Market Conditions

Affordable Housing Type	Market Characteristics that will influence the use of funds available for housing type
Tenant Based Rental Assistance (TBRA)	There were 5,530 homeless persons at last count in 2019. There is a shortage of housing affordable to these households and a lack of wrap around services to help them successfully step-up from homelessness to self-sufficiency.
TBRA for Non-Homeless Special Needs	As can be logically expected, households between 0% and 30% of area median income are the most likely to have worst case housing needs. This translates to 59,370 households that are extremely low-income and severely cost burdened. Many of these households have family members with a disability. There are not enough Housing Choice Vouchers to meet this need.
New Unit Production	Housing conditions for low-income renters according to the 2013-2017 ACS 5-Year Estimates, almost 188,000 moderate- and low-income households in the HCP Consortium are estimated to be paying for housing they cannot really afford. Over 124,000 (or 66%) of these households are low-income households with “worst case” housing needs - families who have incomes at or below 50% of the area median and pay more than half of their income for housing. The most common housing problems are housing cost burden greater than 50% of income for renter households and a housing cost burden greater than 30% of income for owner households. There are not enough existing units to meet this need, nor is it likely that the private housing market will produce units affordable for those at lower incomes.
Rehabilitation	Despite the relatively recent construction of the majority of housing (only 23% built before 1980), many lower-income households are living in substandard housing conditions. Most dwelling units in substandard condition are rental units. Minority owner households are more likely to have disproportionately higher levels of housing problems than minority renter households. However, renter households overall have more housing problems, no matter what race or ethnicity.



Affordable Housing Type	Market Characteristics that will influence the use of funds available for housing type
Acquisition, including preservation	Subsidized rental units may convert to private market units as contracts for rental assistance expire or periods of restrictions end. Others may be lost through deterioration of the property. There are potentially 635 assisted units in 4 rental housing developments that may be lost due to expiration of the restriction period. These properties were financed through Section 202 Elderly, Section 811 Disabled or other HUD programs and currently have periods of restrictions that will expire prior to FY 2020. Thus, there are approximately 635 units at-risk to be lost from the affordable housing inventory over the next several years.

**Table 47 – Influence of Market Conditions**

FY 2019 Income Limit Area	Median Family Income <a href="#">Explanation</a>	FY 2019 Income Limit Category	Persons in Family							
			1	2	3	4	5	6	7	8
<b>Las Vegas-Henderson-Paradise, NV MSA</b>	\$67,800	Very Low (50%) Income Limits (\$) <a href="#">Explanation</a>	24,400	27,900	31,400	<b>34,850</b>	37,650	40,450	43,250	46,050
		Extremely Low Income Limits (\$)*** <a href="#">Explanation</a>	14,650	16,910	21,330	<b>25,750</b>	30,170	34,590	39,010	43,430
		Low (80%) Income Limits (\$) <a href="#">Explanation</a>	39,050	44,600	50,200	<b>55,750</b>	60,250	64,700	69,150	73,600

## **SP-35 Anticipated Resources - 91.420(b), 91.215(a)(4), 91.220(c)(1,2)**

### **Introduction**

In order to receive the CPD funding, the County must develop and submit a Consolidated Plan every five years to the U.S. Department of Housing and Urban Development (HUD). The HCP Consortium anticipates receiving an annual allocation of CDBG, HOME and ESG funds from HUD over the next five years for activities that provide decent housing, suitable living environments and expanded economic opportunities for its residents. These funds are intended to help meet priority needs identified throughout the County. Detailed information on the resources the HCP Consortium expects to receive and the activities to be undertaken to meet the priority needs are identified in the Annual Action Plan for FY 2019. The following section summarizes the major sources of funding available to carry out housing and community development activities.

**Anticipated Resources**

Program	Source of Funds	Uses of Funds	Expected Amount Available Year 1				Expected Amount Available Remainder of ConPlan \$	Narrative Description
			Annual Allocation: \$	Program Income: \$	Prior Year Resources: \$	Total: \$		
CDBG	public - federal	Acquisition Admin and Planning Economic Development Housing Public Improvements Public Services	8,042,702	0	0	8,042,702	40,021,360	Grants awarded on a formula basis for housing & community development. Primarily, recipients must be low to moderate-income (up to 80% AMI), or reside in a low/ moderate-income area. Clark County will receive an award of \$8,043,928. Clark County awards 3% of amount to Boulder City and Mesquite. All Program Income is obligated to projects as it is receipted in IDIS. There is no prior year carry forward funds as all funds were allocated to projects.

Program	Source of Funds	Uses of Funds	Expected Amount Available Year 1				Expected Amount Available Remainder of ConPlan \$	Narrative Description
			Annual Allocation: \$	Program Income: \$	Prior Year Resources: \$	Total: \$		
HOME	public - federal	Acquisition Homebuyer assistance Homeowner rehab Multifamily rental new construction Multifamily rental rehab New construction for ownership TBRA	3,957,021	483,441	3,990,259	8,070,721	19,785,105	HOME funds are leveraged by State of Nevada HOME and Affordable Housing Trust Funds. North Las Vegas receives a portion of HOME/LIHTF as part of the HOME Consortium.

Program	Source of Funds	Uses of Funds	Expected Amount Available Year 1				Expected Amount Available Remainder of ConPlan \$	Narrative Description
			Annual Allocation: \$	Program Income: \$	Prior Year Resources: \$	Total: \$		
ESG	public - federal	Conversion and rehab for transitional housing Financial Assistance Overnight shelter Rapid re-housing (rental assistance) Rental Assistance Services Transitional housing	676,571	0	0	676,571	3,382,855	Grants are awarded to non-profit providers to provide essential services and shelter to homeless families and individuals through the Shelter Program. Providers also provide rapid rehousing financial assistance and stabilization services to homeless families and individuals, and prevention services to families and individuals at risk of homelessness. There is no prior year carry forward funds as all funds were allocated to projects.

Program	Source of Funds	Uses of Funds	Expected Amount Available Year 1				Expected Amount Available Remainder of ConPlan \$	Narrative Description
			Annual Allocation: \$	Program Income: \$	Prior Year Resources: \$	Total: \$		
Other Affordable Housing Trust Funds	public - state	Housing	1,871,950	0	0	1,871,950	9,359,750	The Clark County HOME Consortium expects to continue to receive State LIHTF which is used to provide the matching funds required by the HOME Program. HOME funds also leverage monies from the Federal Home Loan Bank in San Francisco through its Affordable Housing Program.
Other State of Nevada HOME Funds	Public - state	Housing	758,218	0	0	758,218	3,791,090	The Clark County HOME Consortium expects to continue to receive State LIHTF which is used to provide the matching funds required by the HOME Program. HOME funds also leverage monies from the Federal Home Loan Bank in San Francisco through its Affordable Housing Program.

**Table 48 - Anticipated Resources**

**Explain how federal funds will leverage those additional resources (private, state and local funds), including a description of how matching requirements will be satisfied**

All jurisdictions covered under the Consolidated Plan use federal resources to leverage public and private sector resources to carry out housing and community development activities. Clark County and North Las Vegas work to use their private activity bonds for affordable multifamily housing production or affordable single-family mortgages. HOME funds are also leveraged through the Low-Income Housing Tax Credit program administered by the State of Nevada. Many of these projects also receive County HOME/LIHTF funding as leveraged grants. Clark County has used discounted Bureau of Land Management (BLM) land under the Southern Nevada Public Lands Management Act (SNPLMA) for affordable housing purposes and will continue to do so.

Annually, Clark County awards approximately \$3 million in general funds through the Outside Agency Grant program, funding a variety of social service programs and a few capital projects.

The Clark County HOME Consortium expects to continue to receive State LIHTF which is used to provide the matching funds required by the HOME Program. HOME funds also leverage monies from the Federal Home Loan Bank in San Francisco through its Affordable Housing Program. The Clark County HOME Consortium is expected to receive \$1,748,368 in State LIHTF funds and \$787,775 in State HOME funds to assist the projects outlined in the 2019 Action Plan.

Matching requirements for ESG Program funds will be met by the non-profit organizations receiving ESG Program funds and will come from private donations, other federal and state funding and volunteer time.

**If appropriate, describe publicly owned land or property located within the jurisdiction that may be used to address the needs identified in the plan**

The Southern Nevada Public Land Management Act, Section 7(b), allows the direct sale of Bureau of Land Management (BLM) land to local jurisdictions, the State of Nevada, or housing authorities at a discounted price for the development of affordable housing. Clark County has set aside approximately 500 acres for the future development of affordable housing and reserved 6 parcels for development by the State of Nevada Housing Division. Three parcels (two Clark County, one State of Nevada) have been developed to date as affordable multifamily rental housing. The County plans to develop additional housing on SNPLMA parcels. Clark County is moving forward on development of a parcel located at

Pebble and Eastern (17714802021). A second family housing RFP will be made public later in 2020 for a parcel (APN #176-20-601-009) near Blue Diamond and Durango. Clark County has set-aside up to \$1.8 million in prior year HOME funds for each project.

### **Discussion**

The National Housing Trust Fund (NHTF) established in July 2008 as part of the Housing and Economic Recovery Act of 2008 (HERA) required that Fannie Mae and Freddie Mac pay 4.2 basis points of their annual volume of business to two funds. The purpose of the NHTF is to increase and preserve the supply of housing, principally rental housing for extremely low-income households. The law that created the National Housing Trust Fund (NHTF) requires HUD to use a formula to distribute NHTF dollars directly to states. The Nevada Housing Division (NHD) is the authorized agency to receive NHTF money from HUD and to administer the state's NHTF program.

NHD on behalf of the State of Nevada prepares a NHTF "Allocation Plan" as part of the Annual Action Plan every year. That Allocation Plan shows how NHD will allot the NHTF dollars it will receive in the upcoming year. Funds will be distributed statewide through a competitive application process. In 2019, HTF funds will be used to further the Nevada Housing Division's Strategic Plan which calls for the creation of affordable units to households at 30% AMI and below (ELI) with preferences for developments that implement elements of Permanent Supportive Housing. Additional preferences will be given to projects that incorporate and agree to take on and house residents that participate in the Section 811 Project Rental Assistance Program. HUD has codified HTF regulations at 24 CFR Part 93.



**SP-40 Institutional Delivery Structure - 91.415, 91.215(k)**

Explain the institutional structure through which the jurisdiction will carry out its consolidated plan including private industry, non-profit organizations, and public institutions.

<b>Responsible Entity</b>	<b>Responsible Entity Type</b>	<b>Role</b>	<b>Geographic Area Served</b>
Southern Nevada Regional Housing Authority	PHA	Homelessness Non-homeless special needs Planning Public Housing Rental neighborhood improvements public services	Region
NEVADA HOUSING DIVISION	Government	Non-homeless special needs Ownership Planning Rental	State
Southern Nevada Regional Planning Coalition (SNRPC) Committee on Homelessness (COH)	Continuum of care	Homelessness Non-homeless special needs Rental	Region

Responsible Entity	Responsible Entity Type	Role	Geographic Area Served
CLARK COUNTY	Government	Economic Development Homelessness Non-homeless special needs Ownership Planning Rental neighborhood improvements public facilities public services	Jurisdiction
NORTH LAS VEGAS	Government	Homelessness Non-homeless special needs Ownership Rental	Jurisdiction
BOULDER CITY	Government	Homelessness Non-homeless special needs Rental neighborhood improvements public facilities public services	Jurisdiction
City of Mesquite	Government	public facilities	Jurisdiction

**Table 49 - Institutional Delivery Structure**

**Assess of Strengths and Gaps in the Institutional Delivery System**

Clark County and the jurisdictions and townships within the County seek to enhance their abilities to respond to affordable housing needs within their respective jurisdictions. Each jurisdiction differs in its capacity to conduct housing rehabilitation and development programs because of disparities in financial resources for housing development, qualified staff, current program development, policy priorities and matching fund capabilities. The administrative capacity to develop and implement affordable housing programs must be strengthened to implement the affordable housing strategies identified in the Consolidated Plan. Further, increased support for non-profit, neighborhood-based organizations is needed to more effectively empower the local residents.

Non-profit organizations with the ability to develop housing for special needs groups are in short supply. Capacity building is a key requirement for these non-profit organizations to participate in housing development activities.

Non-profit organizations that provide support services to low-income households are being utilized at their maximum capacity. The difficulty in providing services is not the lack of agencies and organizations to implement service programs, but the lack of resources to provide services to all those in need. If supportive housing is to be provided to special needs groups then greater efforts have to be made to obtain necessary resources.

A lack of current information concerning the housing needs of special needs groups within the Clark County HOME Consortium Area necessitates a new special needs housing study to identify the needs of specific groups and devise strategies to meet those needs.

The population of severely mentally ill continues to increase leaving many severely mentally ill persons homeless and without support or treatment. The non-profit providers of mental health services have not been able to fill the gap in services due to the extent of the problem.

Nevada has the highest incidence rate of youth homelessness in the Nation. According to Help Hope Home (2019), “on any given night, there are 1,184 unaccompanied youth who are homeless in Southern Nevada.”

**Availability of services targeted to homeless persons and persons with HIV and mainstream services**

Homelessness Prevention Services	Available in the Community	Targeted to Homeless	Targeted to People with HIV
<b>Homelessness Prevention Services</b>			
Counseling/Advocacy	X	X	

Homelessness Prevention Services	Available in the Community	Targeted to Homeless	Targeted to People with HIV
<b>Homelessness Prevention Services</b>			
Legal Assistance	X	X	
Mortgage Assistance	X	X	
Rental Assistance	X	X	
Utilities Assistance	X	X	
<b>Street Outreach Services</b>			
Law Enforcement	X	X	
Mobile Clinics	X	X	
Other Street Outreach Services	X	X	
<b>Supportive Services</b>			
Alcohol & Drug Abuse	X	X	
Child Care	X		
Education	X	X	
Employment and Employment Training	X	X	
Healthcare	X	X	
HIV/AIDS	X	X	
Life Skills	X	X	
Mental Health Counseling	X	X	
Transportation	X	X	
<b>Other</b>			
Financial Literacy	X		

**Table 50 - Homeless Prevention Services Summary**

**Describe how the service delivery system including, but not limited to, the services listed above meet the needs of homeless persons (particularly chronically homeless individuals and families, families with children, veterans and their families, and unaccompanied youth)**

Clark County, North Las Vegas and Boulder City are members of the Southern Nevada Homelessness Continuum of Care, whose primary responsibility is to manage the overall planning effort for the entire CoC on homeless issues. HCP Consortium staff are also members of the Continuum of Care Evaluation

Working Group (CoC EWG) which oversees the operations and activities of the CoC. It includes representatives from both public and private agencies, ensuring compliance with the regional 10-year strategic plan. ESG program information is regularly discussed as a standing item on that agenda which has representatives of many major stakeholder groups including the school district, police department, social service agencies and non-profits. ESG and CoC staff has also collaborated on monitoring, planning and implementation for subrecipients of their funding.

The HCP Consortium works with the Southern Nevada Regional Housing Authority (SNRHA) throughout the year, acting on new issues as they arise and working to support activities and housing opportunities for public housing residents and Section 8 residents.

Coordination with non-profit service providers and among governments takes place consistently through other meetings held in the community including the Emergency Food and Shelter Program (EFSP) Local Board and the Continuum of Care Working Groups. The HCP Consortium will continue to be active members of these committees and others.

**Describe the strengths and gaps of the service delivery system for special needs population and persons experiencing homelessness, including, but not limited to, the services listed above**

The Southern Nevada Continuum of Care is extensive and overall provides access to the gamut of services needed to help a person or family become self-sufficient. Mental health services include crisis intervention, clinical therapy and outpatient treatment, medication management, care coordination, support groups, and co-occurring mental and substance abuse disorder services. Other services offered include sobriety support, crisis intervention, respite care for families, change motivation, and wraparound services.

While many homeless service providers provide education, access and referrals to appropriate health and behavioral health services as needed, fewer providers offer those services directly. Only 4 providers offer allied or supporting health services such as dentistry, optometry and nutrition, and zero providers surveyed offer medical respite care. Accessing treatment services is extremely difficult, involving complicated applications and long wait times. Eligibility criteria, for mental health services in particular, often requires a referral from an emergency shelter, enrollment in the program, an assessment, a diagnosis, or the ability for self-care. In addition, service sites are limited so transportation is often a problem.

Providers conduct mobile outreach to clients as a part of their outreach, engagement and referral process. They offer information and referral to community resources, including housing and services.

Providers offer a number of skill building and educational services. Other services provided include education and employment libraries, budgeting assistance through case management, entrepreneurship classes, personal responsibility classes, online vocational skills classes and wraparound services. Providers also offer a range of employment and vocational services.

The following outlines the gaps in services and what is needed to improve access to the system and its services.

1. Continue to expand case management capacity
2. Rental assistance and housing subsidies to supplement monthly rent payments
3. Increase the amount of rental assistance and emergency financial assistance available for consumers
4. Financial management and literacy programs
5. Employment and job training
6. Transportation

**Provide a summary of the strategy for overcoming gaps in the institutional structure and service delivery system for carrying out a strategy to address priority needs**

The Southern Nevada Homelessness Continuum of Care along with all interested stakeholders underwent an intense community process of identifying and designing a Coordinated Entry for Southern Nevada. The Homeless Emergency Assistance and Rapid Transition to Housing (HEARTH) Act of 2009 mandates that each Continuum of Care has a Coordinated or Centralized Intake and Assessment process (known as Coordinated Entry) to ensure that people experiencing homelessness with the most severe service needs and levels of vulnerability are prioritized for housing and homeless assistance. On behalf of the Southern Nevada Homelessness Continuum of Care (CoC) and its respective stakeholders, Clark County Social Service is serving as the HUB site for the Southern Nevada Homelessness Continuum of Care (CoC) Coordinated Entry for homeless individuals.

The purpose of a Coordinated Entry System is to ensure that all people experiencing a housing crisis have fair and equal access and are quickly identified, assessed for, and connected to housing and homeless services based on their strengths and needs. It uses standardized tools and practices, incorporates a system-wide Housing First (no barriers to entry) approach and, in an environment of scarce resources, coordinates housing support so those with the highest vulnerability and most severe service needs are prioritized. The community is in the process of receiving technical assistance in an effort to evaluate how well our Coordinated Entry System is working. This will assist us in gaining a better understanding of any pitfalls and determining where improvements in our current system can be

made to ensure our homeless response system is operating equitably and efficiently across our homeless service system.

**SP-45 Goals - 91.415, 91.215(a)(4)**

**Goals Summary Information**

Sort Order	Goal Name	Start Year	End Year	Category	Geographic Area	Needs Addressed	Funding	Goal Outcome Indicator
1	Provide Decent and Affordable Housing	2020	2024	Affordable Housing Non-Homeless Special Needs		Affordable Housing	CDBG: HOME: \$14,546,172	Rental units constructed: 2000 Household Housing Unit  Rental units rehabilitated: 500 Household Housing Unit



Sort Order	Goal Name	Start Year	End Year	Category	Geographic Area	Needs Addressed	Funding	Goal Outcome Indicator
2	Prevent and End Homelessness	2020	2024	Homeless		Homelessness	CDBG: \$9,435,294 HOME: \$1,000,000 ESG: \$2,601,232	Public Facility or Infrastructure Activities other than Low/Moderate Income Housing Benefit: 2000 Persons Assisted  Tenant-based rental assistance / Rapid Rehousing: 200 Households Assisted  Homeless Person Overnight Shelter: 25000 Persons Assisted  Homelessness Prevention: 350 Persons Assisted

Sort Order	Goal Name	Start Year	End Year	Category	Geographic Area	Needs Addressed	Funding	Goal Outcome Indicator
3	Provide Community and Supportive Services	2020	2024	Non-Homeless Special Needs Non-Housing Community Development		Community and Supportive Services - Affordable Chi	CDBG: \$1,500,000	Public Facility or Infrastructure Activities other than Low/Moderate Income Housing Benefit: 5000 Persons Assisted
4	Provide Community Facilities and Infrastructure	2020	2024	Non-Homeless Special Needs Non-Housing Community Development			CDBG: \$29,762,534	Public Facility or Infrastructure Activities other than Low/Moderate Income Housing Benefit: 50000 Persons Assisted

**Table 51 – Goals Summary**

**Goal Descriptions**

<b>1</b>	<b>Goal Name</b>	Provide Decent and Affordable Housing
	<b>Goal Description</b>	<p>The HCP Consortium will address the affordability, availability and sustainability of both owner and renter housing through:</p> <ul style="list-style-type: none"> <li>• New construction of rental housing</li> <li>• Special Needs housing</li> <li>• Supportive housing</li> <li>• Rehabilitation of rental housing</li> <li>• Homeowner rehabilitation</li> </ul> <p>Tenant Based Rental Assistance</p>
<b>2</b>	<b>Goal Name</b>	Prevent and End Homelessness
	<b>Goal Description</b>	<p>The HCP Consortium will continue to participate in the Southern Nevada Homelessness Continuum of Care and prioritize goals and strategies identified by the SNPRC Committee on Homelessness, the CoC EWG and the Regional Initiatives Office. Activities include, but are not limited to, homeless prevention, shelter and transitional housing, wraparound services and rapid rehousing.</p>
<b>3</b>	<b>Goal Name</b>	Provide Community and Supportive Services
	<b>Goal Description</b>	<p>According to a report from the advocacy group Child Care Aware of America, Nevada was one of 31 states where childcare expenses actually exceeded the price of college tuition fees. Nevada ranked 11th among those states as on average, for example, the cost of putting an infant in a Nevada daycare accounts for about 13% of a married couple’s median income. According to Child Care Aware of America; in Nevada there are 40,634 Children birth to 4 years old living in poverty, 104,165 single parent families and 69,431 families living in poverty.</p>

<b>4</b>	<b>Goal Name</b>	Provide Community Facilities and Infrastructure
	<b>Goal Description</b>	Clark County, Boulder City and Mesquite, through their CDBG 5-Year Capital Improvement Plan (CIP), will construct capital facilities and improvements in advance of receipt of CDBG funds in order to expedite the provision of these public facilities and infrastructure in the nearest term possible. North Las Vegas will continue to fund capital projects and infrastructure improvements on an annual basis for projects identified annually. The CDBG 5-Year Capital Improvement Plan (CIP) is available online at <a href="http://www.clarkcountynv.gov/depts/admin_services/comresmgmt/Pages/ConPlan.aspx">http://www.clarkcountynv.gov/depts/admin_services/comresmgmt/Pages/ConPlan.aspx</a> for in depth information on each of the projects.

**Estimate the number of extremely low-income, low-income, and moderate-income families to whom the jurisdiction will provide affordable housing as defined by HOME 91.315(b)(2)**

The HCP Consortium has set goals to provide affordable housing for 300 extremely low-income households, 2,920 low-income households, 300 moderate income households. Approximately 200 households will be assisted with Rapid Re-Housing through ESG or Tenant Based Rental Assistance through HOME/LIHTF.

## **SP-50 Public Housing Accessibility and Involvement - 91.415, 91.215(c)**

### **Need to Increase the Number of Accessible Units (if Required by a Section 504 Voluntary Compliance Agreement)**

All Public Housing properties have been certified to be in compliance with UFAS, Section 504 and ADA Title II. There are 168 wheelchair accessible units for seniors and families with physical disabilities or 5.8% of the Public Housing inventory and above the minimum requirement of 5%. Also, there are 61 units for individuals visually and/or hearing impaired or 2.1% of the Public Housing inventory and at the minimum requirement of 2%. The SNRHA has available hearing/visually impaired kits for installation as needed. A total of 613 applicants have indicated some type of mobility needs which is 6.9% of the 8,838 applicants in the wait list for Public Housing. These mobility needs will be addressed at the time of interview. The SNRHA also provides reasonable accommodations to address needs from our residents.

### **Activities to Increase Resident Involvements**

Public housing resident's involvement is critical to ensure that their needs are met. Successful resident involvement is based upon information and dialogue. Some of the activities to increase resident involvement are as follows:

- Active resident councils
- Meetings to seek resident input
- Engaging community partners to host onsite meetings/events
- Staff to have regular and ongoing contact with residents
- Engage residents in volunteering with community efforts
- Provide tangible and meaningful services
- Provide positive recognition of resident participation

### **Is the public housing agency designated as troubled under 24 CFR part 902?**

No

### **Plan to remove the 'troubled' designation**

The SNRHA is not designated as trouble under 24 CFR part 902. The SNRHA is has a designation of High Performer under the Housing Choice Voucher Program and a Standard Performer under the Public Housing Program.

## **SP-55 Strategic Plan Barriers to Affordable Housing - 91.415, 91.215(h)**

### **Barriers to Affordable Housing**

The predominance of low- to medium-density single-family units in the HCP Consortium Area has made the production of dense affordable housing challenging. In addition to these challenges, public agency regulatory policies related to residential development in the HCP Consortium Area are not flexible with respect to their implementation. While some of the public policies outlined below are generally not considered excessive, flexibility and/or waivers in the implementation of such policies would encourage further investment in affordable housing.

The issues of weak market conditions, water fees, federal environmental regulations, Boulder City growth controls, and limited financing opportunities will be difficult to address since they are not controlled by the local jurisdictions but by the market (market conditions and private market financing), an independent governmental agency (Las Vegas Valley Water District), the federal government (environmental laws), and by the voters (Boulder City). These barriers are mentioned below as they do influence the production of affordable housing. See the Strategic Plan SP-55 for more information on addressing barriers to affordable housing.

#### Legislature:

The Nevada State Legislature only meets once every two years and has a voter -approved limited session of 120 days. In that time, a limited number of bills can be introduced and acted upon.

#### Citizen Review:

Required public hearings before public entities such as Planning and Zoning Commissions and City Councils to allow public comment on proposed affordable housing projects add to the processing time and ultimately to the project's final cost. Affordable and special needs housing development goes through the standard development review process. Sometimes during this process citizen concerns arise that are often based on fears regarding the believed characteristics of potential residents or the housing characteristics or perceived impact (e.g. housing density or impact on neighboring housing). These concerns on the part of citizens can result in a delay of action by the local decision-making body.

#### Water Fees:

Although the Las Vegas Valley Water District (LVVWD) regional connection fee for new water hook-ups remains at \$3,400 for a residential master metered development with over 8 units per acre and mobile homes, this brings the water connection fee for a 40-unit development to \$136,000, not including other additional charges by LVVWD. These fees have placed a substantial burden on the development of affordable housing, which is generally multi-family and higher density.

## **Strategy to Remove or Ameliorate the Barriers to Affordable Housing**

The Southern Nevada Public Land Management Act, Section 7(b), allows the direct sale of Bureau of Land Management (BLM) land to local jurisdictions, the State of Nevada, or housing authorities at a discounted price for the development of affordable housing. Clark County has set aside approximately 538 acres; we currently have 42 sites reserved for affordable housing; of those, NHD has an MOU for 5 of those sites and SNRHA has 2.

CRM has evaluated each AHP site and ranked them in terms of development priority. Our division has been actively involved with the BLM, HUD and Clark County upper management to accelerate development of these sites in order to address Clark County's pressing need for more affordable housing. It is our current objective to develop at least 2 sites annually and continue to pursue legislative changes on the Federal level which, if approved, would allow us to further expedite the development of these AHP sites.

**Leverage excess public lands:** Sell land owned by the city/county to developers exclusively for the development of affordable housing at not more than 10% of the appraised value of the land and require that any such savings, subsidy or reduction in price be passed to the purchaser of housing. Donate land owned by the city/county to a nonprofit organization to be used for the development of affordable housing.

**Reduce affordable housing development costs by subsidizing fees and reducing review times:** At the expense of the county, as applicable, subsidizing, in whole or in part, impact fees and fees for the issuance of building permits collected pursuant to NRS 278.580.

**Use rezoning powers:** When developing affordable housing on parcels reserved for that purpose under SNPLMA, Clark County will continue to use its rezoning powers to create opportunities for the construction of affordable housing. Clark County will work to pre-zone BLM parcels in preparation for the development of the land into affordable housing developments.

**Provide incentives for the development of affordable housing:** Clark County will look at providing incentives for affordable housing such as shared parking opportunities, reduced parking requirements, tax abatements, density bonuses, flexible zoning and fee waivers that could make affordable housing more economically feasible to develop.

**Address community concerns to dispel myths about affordable housing:** The local governments and/or development trade groups could conduct educational programs to demonstrate the value of affordable housing for the Southern Nevada economy. Such programs should address the concerns of

low-income housing advocates and how affordable housing affects these issues. Community groups and public officials should be brought into the discussion.

**Other strategies include:** Establish a land bank and/or land trust to expedite and simplify the process to enable the acquisition, sale, and/or redevelopment of properties within the County over the long-term. Support the work of the Nevada Housing Coalition, an advocacy group that proactively supports affordable housing and searches for creative answers. Groups that logically should be included in this coalition include labor unions, business associations, environmental organizations, faith-based nonprofits, seniors and disabled housing advocates. A focused educational campaign could begin to build support for development proposals that include affordable housing.



## **SP-60 Homelessness Strategy - 91.415, 91.215(d)**

Describe how the jurisdiction's strategic plan goals contribute to:

### **Reaching out to homeless persons (especially unsheltered persons) and assessing their individual needs**

The SNH CoC has a regional Mobile Crisis Intervention Team (MCIT) contract that provides mobile crisis intervention and outreach to individuals and families experiencing homelessness, including those with disabilities and limited English proficiency, who are living on the streets, in outlying uninhabited areas, and in the flood control tunnels. This team actively engages individuals and families and assesses for service referrals to an agency appropriate for their needs including emergency sheltering, transportation and other services.

In addition, our community was recently awarded a Street Outreach Program (SOP). This award will allow us to provide intervention and outreach services specifically to youth experiencing homelessness. Interventions are conducted when encampments arise and typically include collaboration among PD, Code Enforcement and homeless service providers, with providers prioritizing homeless encampment residents for placement in housing.

### **Addressing the emergency and transitional housing needs of homeless persons**

SNHCoC convened a Southern Nevada Emergency Shelter Learning Collaborative (ESLC) with technical assistance and facilitation provided by the National Alliance to End Homelessness (Alliance). The Alliance worked with Clark County Social Service, agency leaders and jurisdictional funders in partnership with the emergency shelters. The goal of the ESLC was to support emergency shelters and build capacity to provide housing-focused and low-barrier shelter services that are safe for shelter participants and staff. The end goal for this learning collaborative was to provide a path to housing and ending homelessness by: resolving housing crises permanently, facilitating self-resolution, re-housing individuals quickly, reducing unsheltered homelessness, creating a better system flow, connecting people to coordinated entry and connecting people to housing searches and other resources to help stabilize them once housed. They worked on a target goal of 205 households housed during this three-month action period with no additional housing resources. This collaborative worked diligently and was able to effectively house 181 households in 100 days, increasing their exits to permanent housing by 200%.

The shelters involved in the learning collaborative were able to shift their practices towards becoming low barrier, housing focused shelters. In the coming year, shelters will continue to use what was

implemented during this challenge to sustain progress and build a system and programs that are designed according to best practices.

The CoC's overall objective with helping homeless persons (especially individuals and families, veterans and their families, and unaccompanied youth experiencing chronic and literal homelessness) is to support homeless persons making the transition to permanent housing and independent living. This includes shortening the period of time that individuals and families experience homelessness, facilitating access for homeless individuals and families to affordable housing units, and preventing individuals and families who were recently homeless from becoming homeless again.

**Helping homeless persons (especially chronically homeless individuals and families, families with children, veterans and their families, and unaccompanied youth) make the transition to permanent housing and independent living, including shortening the period of time that individuals and families experience homelessness, facilitating access for homeless individuals and families to affordable housing units, and preventing individuals and families who were recently homeless from becoming homeless again.**

The CoC will use lessons learned from reaching Functional Zero for our Veterans population to sustain this status and to attain our goals of Functional Zero for the Chronically Homeless. The Built for Zero (BFZ) leadership group meets monthly and sustains a by-name list of homeless veterans and highly vulnerable and chronically homeless persons and will seek to develop projects that provide permanent supportive housing dedicated to high risk populations. The BFZ efforts also include diversion efforts, moving-on strategies for clients in Permanent Supportive Housing (PSH) to transition to self-sufficiency, and veterans' aftercare to sustain veterans in PH programs in an effort to reduce recidivism.

The SNHCoC continues to provide referrals through the coordinated entry process for all subpopulations while prioritizing those who are the most vulnerable. This includes locating those presumed chronically homeless persons in the community and providing bridge housing and client navigation to assist them with obtaining critical documents while waiting for a permanent housing opportunity to become available. This will reduce the length of time from referral to housing opportunity and actual placement, thus reducing the length of time homeless.

The SNHCoC BFZ Leadership Group is working to establish private-public partnerships that will assist in funding additional services needed within the community that cannot be funded with monies received through HUD and CoC funding. It is understood that as a community it takes a lot more than just those

grant funds received to ensure that we have a healthy system of care; which is a system that is not only robust and diversified in its resources but is also sustainable year in and year out.

In addition to building private-public partnerships and engaging our community in our efforts, a portion of local tax dollars from the legalization of marijuana sales will go to assisting homeless individuals and their families in receiving necessary services. This inclusion of tax money into our system will allow us to work toward improving efforts and building a plan within our community that we can reduce the length of time homeless and prevent those who were once homeless from being so once again.

In previous years, there has been a delay in freeing up PSH beds in our community. A lack of resources in our community has ensured that many of our clients in PSH beds get stuck and linger in those arrangements for longer than necessary. The SNHCoC Moving-On Working Group has been working on a way to identify clients in our system utilizing those beds that have developed the necessary skills and abilities to live independently of our system.

Please see Discussion section for additional information on the CoC's work with mental health institutions, criminal detention centers and health care providers.

**Help low-income individuals and families avoid becoming homeless, especially extremely low-income individuals and families who are likely to become homeless after being discharged from a publicly funded institution or system of care, or who are receiving assistance from public and private agencies that address housing, health, social services, employment, education or youth needs**

The CoC is working with the IVE Waiver Program, locally referred to as "Safe at Home," which provides safety services to prevent children from being removed from the home. A cohort of homeless families will benefit from a partnership in which the Clark County Department of Family Services provides case management and other services, while the CoC provides rapid re-housing.

Chafee Independent Living Services assists foster youth in transitioning to self-sufficiency. The CoC works closely with the Southern Nevada Adult Mental Health Services (SNAMHS), Mojave Mental Health and WestCare to ensure those exiting institutional mental health services have access to housing and ongoing treatment.

The role incarceration plays in homelessness is a strategic issue that the NV Interagency Council on Homelessness is working to address. The NV Department of Corrections (NDOC) discharge policy states that Correctional facilities will enter into contracts to provide offenders or parolees participating in a program with transitional housing, treatment for substance abuse or mental health, life skills training, vocational rehabilitation, and job skills training. In order to break the cycle of incarceration that leads to

disrupted families, limited economic prospects and poverty, increased homelessness or risk of homelessness, and more criminal activities, the CoC is working to support offenders returning to its communities by providing increased economic and housing stability. The CoC has representation on the Interagency Council on Homelessness and is collaborating with the coalition to plan approaches to this work. Clark County Detention Center has a staff person dedicated to re-entry. They work closely with SNAMHS for those who are severely mentally ill.

The SNH CoC is actively involved in the Clark County Criminal Justice Coordinating Council as a partner for addressing the needs of homeless, mentally ill and substance abusing criminal justice involved persons.

In April 2018, the SNH CoC and the Southern Nevada Regional Behavioral Health Coordinator (RBHC) in conjunction with the other 2 CoC's and the other 3 RBHC's in the state came together to hold a Stepping Up Initiative and Reentry Planning Summit. This summit was a kick-off to ongoing collaboration and coordination to address reentry and second chance efforts in each region.

## **SP-65 Lead-based Paint Hazards - 91.415, 91.215(i)**

### **Actions to address LBP hazards and increase access to housing without LBP hazards**

The HCP Consortium will ensure continued integration and coordination of its efforts in housing and public health programs through the following:

- Ensure that all regulatory requirements regarding lead-based paint are met throughout any housing rehabilitation construction activity performed by HCP Consortium jurisdictions on homes constructed prior to 1978.
- Seek and take advantage of opportunities to educate the public, housing services customers, and contractors regarding the hazards of lead-based paint. This primarily occurs in the housing rehabilitation and homebuyer assistance programs.
- The county has one trained and certified Lead Based Paint Risk Assessor in Community Resources Management.
- For all structures constructed prior to 1978, all work performed on areas that potentially contain lead-based paint shall be tested for lead-based paint. If lead-based paint is positively identified, treating or removing the lead-based paint in disturbed areas, including interim controls and lead-safe work practices, will be incorporated into the project as required by the amount of CDBG and/or HOME funding. Lead-safe work practices will be undertaken for all projects and interim and/or abatement.

### **How are the actions listed above related to the extent of lead poisoning and hazards?**

The extent of lead paint hazards is limited in Southern Nevada due to the relatively recent construction of the majority of housing as indicated in the Needs Assessment. The actions listed above will address the primary ways that lead-based paint is disturbed in HCP Consortium programs.

### **How are the actions listed above integrated into housing policies and procedures?**

All HCP Consortium HUD funded program policies include provisions for compliance with applicable lead-based paint hazard regulations. It is standard practice for a lead-based paint assessment to occur when HUD funded projects date from 1979 or earlier.

## **SP-70 Anti-Poverty Strategy - 91.415, 91.215(j)**

### **Jurisdiction Goals, Programs and Policies for reducing the number of Poverty-Level Families**

The Anti-Poverty Strategy describes the programs and policies, which will be utilized to reduce the number of households with incomes below the poverty line, in coordination with affordable housing efforts. Efforts to address poverty in the Clark County HOME Consortium and Urban County areas include the funding of education and training programs, small business development, and other programs that assist community members to climb the economic ladder. The Consortium jurisdictions have allocated millions in CDBG and ESG funding for anti-poverty activities including construction of an expanded Workforce Training Center. Clark County also provides approximately \$3 million annually in Outside Agency Grant funds for projects and programs that address poverty, clearly demonstrating that the County uses its own funds and does not rely primarily on federal funds to address this critical issue.

### **How are the Jurisdiction poverty reducing goals, programs, and policies coordinated with this affordable housing plan**

All of the programs, policies and goals are integrated in the interest of reducing poverty by coordinating activities, ensuring that duplication of services is minimal and keeping communication flowing to and from the jurisdictions and their nonprofit and developer partners. The HCP Consortium participates in programs and processes essential for reducing poverty such as the Emergency Food and Shelter Program (EFSP), the state of Nevada Housing Division Advisory Board, and the Continuum of Care Evaluation Working Group to help coordinate funding efforts to meet existing needs and identify gaps in services. North Las Vegas provides emergency repair for single-family homes and a single-family rehabilitation program. North Las Vegas also regularly funds Rebuilding Together to provide rehabilitation services to low-income elderly and disabled households. Clark County provides tenant-based rental assistance (TBRA) for homeless households, operated by HELP of Southern Nevada. All HOME funded multifamily housing projects are required to demonstrate that they will provide services and support to their residents whether they are seniors or families.

Clark County and North Las Vegas will continue to promote housing efforts that incorporate supportive services, which assist extremely low- and low-income housing residents in achieving self-sufficiency. Clark County and North Las Vegas will continue to encourage applications by non-profit organizations and the SNRHA for programs designed to promote self-sufficiency among assisted housing and transitional housing residents. Such programs include the Public Housing and Section 8 Family Self Sufficiency Program, and the Supportive Housing Program. These programs coordinate the use of public

and private resources to assist low-income residents in achieving economic independence. Funding for preschools and day care centers will allow low-income households to secure job training and placement with the knowledge that their children are well cared for during working hours.

The HCP Consortium believes that the main opportunities to assist those below poverty level to achieve economic independence in coordination with affordable housing activities is through education and job training apprenticeship programs provided through the public housing authorities and non-profit agencies, and through transitional housing programs operated by non-profit organizations. CDBG and ESG program funds are annually committed to rapid re-housing to get homeless people off the street quickly and back to being self-sufficient. Additional funds are targeted for homeless prevention to keep families in their housing so they can stabilize and deal with whatever situation made their homelessness likely in the first place (e.g. job loss, medical, divorce, etc). Programs for young people who reside in public housing and low- and moderate-income areas, which focus on building self-esteem and promoting education, are also essential to foster personal achievement and break the cyclical nature of poverty.

## **SP-80 Monitoring - 91.230**

**Describe the standards and procedures that the jurisdiction will use to monitor activities carried out in furtherance of the plan and will use to ensure long-term compliance with requirements of the programs involved, including minority business outreach and the comprehensive planning requirements**

The HCP Consortium monitoring includes in all sub-recipient contracts an “on-site monitoring” section. It stipulates that the program under the agreement will be subject to “on-site monitoring” by jurisdiction staff or a HUD representative on a 24-hour notice during normal working hours. It also states that the representatives shall be granted access to all records pertaining to the program. Representatives, on occasion, may request to interview program recipients who volunteer to be interviewed. An additional section of the sub-recipient contract addresses access to records. It states that at any time during normal business hours, the sub-recipient’s records, with respect to matters covered by the agreement shall be made available for audit, examination and review by jurisdictional or HUD representatives.

The HCP Consortium uses the year-end reports of subrecipients to monitor its performance in meeting its goals and objectives as set forth in its Consolidated Plan. Housing Quality Standards (HQS) inspections are conducted as rental projects and owner units are completed. HQS inspections on existing HOME projects are completed every 1, 2, or 3 years depending on the number of units overall. All multi-family developments in Clark County require that HQS inspections be submitted before the final draw down of funds. Clark County HOME, ESG and CDBG staff also performs financial desk audits throughout the year with every request for payment, including reviewing information for accuracy and compliance.

The Clark County CDBG program monitors its capital projects through the Real Property Management Division that provides construction coordination and job supervision. A risk assessment of newly funded non-profits is completed to determine whether the organization will require additional technical support.

Each jurisdiction is required to submit an annual report to the State of Nevada Housing Division outlining how it is meeting the requirements of their Housing Element portion of their Comprehensive Plans. The HCP Consortium members also conduct minority business outreach through their Purchasing and Contracts Departments. Outreach includes workshops for minority and women owned businesses on how to do business with local government.



## **Expected Resources**

### **AP-15 Expected Resources - 91.420(b), 91.220(c)(1,2)**

#### **Introduction**

In order to receive the CPD funding, the County must develop and submit a Consolidated Plan every five years to the U.S. Department of Housing and Urban Development (HUD). The HCP Consortium anticipates receiving an annual allocation of CDBG, HOME and ESG funds from HUD over the next five years for activities that provide decent housing, suitable living environments, and expanded economic opportunities for its residents. These funds are intended to help meet priority needs identified throughout the County. Detailed information on the resources the HCP Consortium expects to receive and the activities to be undertaken to meet the priority needs are identified in the Annual Action Plan for FY 2019. The following section summarizes the major sources of funding available to carry out housing and community development activities.

**Anticipated Resources**

Program	Source of Funds	Uses of Funds	Expected Amount Available Year 1				Expected Amount Available Remainder of ConPlan \$	Narrative Description
			Annual Allocation: \$	Program Income: \$	Prior Year Resources: \$	Total: \$		
CDBG	public - federal	Acquisition Admin and Planning Economic Development Housing Public Improvements Public Services	8,042,702	0	0	8,042,702	40,021,360	Grants awarded on a formula basis for housing & community development. Primarily, recipients must be low to moderate-income (up to 80% AMI), or reside in a low/ moderate-income area. Clark County will receive an award of \$7,699,889. Clark County awards 3% of amount to Boulder City and Mesquite. All Program Income is obligated to projects as it is received in IDIS. There are no prior-year carry forward funds as all funds were allocated to projects.

Program	Source of Funds	Uses of Funds	Expected Amount Available Year 1				Expected Amount Available Remainder of ConPlan \$	Narrative Description
			Annual Allocation: \$	Program Income: \$	Prior Year Resources: \$	Total: \$		
HOME	public - federal	Acquisition Homebuyer assistance Homeowner rehab Multifamily rental new construction Multifamily rental rehab New construction for ownership TBRA	3,957,021	483,441	3,990,259	8,070,721	19,785,105	HOME funds are leveraged by State of Nevada HOME and Low-Income Housing Trust Funds. North Las Vegas receives a portion of HOME/LIHTF as part of the HOME Consortium.

Program	Source of Funds	Uses of Funds	Expected Amount Available Year 1				Expected Amount Available Remainder of ConPlan \$	Narrative Description
			Annual Allocation: \$	Program Income: \$	Prior Year Resources: \$	Total: \$		
ESG	public - federal	Conversion and rehab for transitional housing Financial Assistance Overnight shelter Rapid re-housing (rental assistance) Rental Assistance Services Transitional housing	676,571	0	0	676,571	3,382,855	Grants are awarded to non-profit providers to provide essential services and shelter to homeless families and individuals through the Shelter Program. Providers also provide rapid rehousing financial assistance and stabilization services to homeless families and individuals, and prevention services to families and individuals at risk of homelessness. There are no prior-year carry forward funds as all funds were allocated to projects.

Program	Source of Funds	Uses of Funds	Expected Amount Available Year 1				Expected Amount Available Remainder of ConPlan \$	Narrative Description
			Annual Allocation: \$	Program Income: \$	Prior Year Resources: \$	Total: \$		
Other Affordable Housing Trust Funds	public - state	Housing	1,871,950	0	0	1,871,950	9,359,750	The Clark County HOME Consortium expects to continue to receive State LIHTF which is used to provide the matching funds required by the HOME Program. HOME funds also leverage monies from the Federal Home Loan Bank in San Francisco through its Affordable Housing Program.
Other State of Nevada HOME Funds	Public - state	Housing	758,218	0	0	758,218	3,791,090	The Clark County HOME Consortium expects to continue to receive State LIHTF which is used to provide the matching funds required by the HOME Program. HOME funds also leverage monies from the Federal Home Loan Bank in San Francisco through its Affordable Housing Program.

**Table 52 - Expected Resources – Priority Table**

**Explain how federal funds will leverage those additional resources (private, state and local funds), including a description of how matching requirements will be satisfied**

All jurisdictions covered under the Consolidated Plan use federal resources to leverage public and private sector resources to carry out housing and community development activities. Clark County and North Las Vegas work to use their private activity bonds for affordable multifamily housing production or affordable single-family mortgages. HOME funds are also leveraged through the Low-Income Housing Tax Credit program administered by the State of Nevada. Many of these projects also receive County HOME/LIHTF funding as leveraged grants. Clark County has used discounted Bureau of Land Management (BLM) land under the Southern Nevada Public Lands Management Act (SNPLMA) for affordable housing purposes and will continue to do so.

Annually, Clark County awards approximately \$3 million in general funds through the Outside Agency Grant program, funding a variety of social service programs and a few capital projects.

The Clark County HOME Consortium expects to continue to receive State LIHTF which is used to provide the matching funds required by the HOME Program. HOME funds also leverage monies from the Federal Home Loan Bank in San Francisco through its Affordable Housing Program. The Clark County HOME Consortium is expected to receive \$1,748,368 in State LIHTF funds and \$787,775 in State HOME funds to assist the projects outlined in the 2020 Action Plan.

Matching requirements for ESG Program funds will be met by the non-profit organizations receiving ESG Program funds and will come from private donations, other federal and state funding and volunteer time.

**If appropriate, describe publically owned land or property located within the jurisdiction that may be used to address the needs identified in the plan**

The Southern Nevada Public Land Management Act, Section 7(b), allows the direct sale of Bureau of Land Management (BLM) land to local jurisdictions, the State of Nevada, or housing authorities at a discounted price for the development of affordable housing. Clark County has set aside over 500 acres for the future development of affordable housing Clark County released an RFP for senior housing on a parcel located at Pebble and Eastern (17714802021) which is currently in development. A second family housing RFP will be made public later in 2020 for a parcel (APN #176-20-601-009) near Blue Diamond and Durango. Clark County has set-aside up to \$1.8 million in prior year HOME funds for each project.

**Discussion**

The National Housing Trust Fund (NHTF) established in July 2008 as part of the Housing and Economic Recovery Act of 2008 (HERA) required that Fannie Mae and Freddie Mac pay 4.2 basis points of their annual volume of business to two funds. The purpose of the NHTF is to increase and preserve the supply of housing, principally rental housing for extremely low-income households. The law that created the National Housing Trust Fund (NHTF) requires HUD to use a formula to distribute NHTF dollars directly to states. The Nevada Housing Division (NHD) is the authorized agency to receive NHTF money from HUD and to administer the state's NHTF program.

NHD on behalf of the State of Nevada prepares a NHTF "Allocation Plan" as part of the Annual Action Plan every year. That Allocation Plan shows how NHD will allot the NHTF dollars it will receive in the upcoming year. Funds will be distributed statewide through a competitive application process. In 2020, HTF funds will be used to further the Nevada Housing Division's Strategic Plan which calls for the creation of affordable units to households at 30% AMI and below (ELI) with preferences for developments that implement elements of Permanent Supportive Housing. Additional preferences will be given to projects that incorporate and agree to take on and house residents that participate in the Section 811 Project Rental Assistance Program. HUD has codified HTF regulations at 24 CFR Part 93.

# Annual Goals and Objectives

## AP-20 Annual Goals and Objectives - 91.420, 91.220(c)(3)&(e)

### Goals Summary Information

Sort Order	Goal Name	Start Year	End Year	Category	Geographic Area	Needs Addressed	Funding	Goal Outcome Indicator
1	Provide Decent and Affordable Housing	2020	2024	Affordable Housing Non-Homeless Special Needs		Affordable Housing	HOME: \$3,957,021	Rental units constructed: 543 Household Housing Unit Rental units rehabilitated: 9 Household Housing Unit
2	Prevent and End Homelessness	2020	2024	Homeless		Homelessness	ESG: \$676,571	Tenant-based rental assistance / Rapid Rehousing: 100 Households Assisted Homeless Person Overnight Shelter: 5500 Persons Assisted Homelessness Prevention: 75 Persons Assisted
3	Provide Community and Supportive Services	2020	2024	Non-Homeless Special Needs Non-Housing Community Development			CDBG: \$10,000	Public Facility or Infrastructure Activities other than Low/Moderate Income Housing Benefit: 250 Persons Assisted



Sort Order	Goal Name	Start Year	End Year	Category	Geographic Area	Needs Addressed	Funding	Goal Outcome Indicator
4	Provide Community Facilities and Infrastructure	2020	2024	Non-Homeless Special Needs Non-Housing Community Development		Community Facilities, Infrastructure, Improvements	CDBG: \$8,032,702	Public Facility or Infrastructure Activities other than Low/Moderate Income Housing Benefit: 53000 Persons Assisted

**Table 53 – Goals Summary**

**Goal Descriptions**

1	<b>Goal Name</b>	Provide Decent and Affordable Housing
	<b>Goal Description</b>	Clark County and North Las Vegas, as the HOME Consortium, will focus 2020 HUD HOME and State HOME and LIHTF funds on new construction of affordable housing. Clark County will also provide LIHTF toward TBRA through CABHI.
2	<b>Goal Name</b>	Prevent and End Homelessness
	<b>Goal Description</b>	Clark County and Boulder City will use ESG and CDBG funds to support programs that prevent homelessness, shelter existing homeless and rapidly rehouse homeless households. Supportive wraparound services will also be provided. HOME/LIHTF funds will be used for Tenant Based Rental Assistance for homeless families.
3	<b>Goal Name</b>	Provide Community and Supportive Services
	<b>Goal Description</b>	Boulder City will provide needed community and supportive services for low to moderate income people with special needs. This may include, but is not limited to, transportation assistance, and rental and utility assistance to prevent homelessness.

<b>4</b>	<b>Goal Name</b>	Provide Community Facilities and Infrastructure
	<b>Goal Description</b>	Clark County will work on implementation of its 5-Year CDBG Capital Improvement Plan. Clark County will allocate FY2020-2024 CDBG funds for St. Jude's Ranch for Children Healing Center, Nevada Partnership for Homeless Youth (NPHY) Outreach, Volunteer and Operations (OVO) Center, Accessible Space, Inc., Hastings House Capital Improvements, Clark County Parks & Recreation, Parkdale Park Basketball/Pool Renovation, Nevada Health Centers - Expansion of Nevada Health Centers' Martin Luther King Health Center, Lutheran Social Services of Nevada, JOURNEY Senior Services Center, Bridge Counseling Associates, Inc., Bridge Adult Transitional Housing and Youth Residential Treatment Project, Jewish Family Services Agency – Building Purchase, Family Promise of Las Vegas, The Family Promise of Las Vegas Family Navigation Center, Clark County Parks & Recreation, Laughlin Multigenerational Center, Nevada Partners, Inc.. Youth Empowerment Center and Hospitality Workforce, Culinary Academy – Workforce Training Center Expansion and Clark County Dept. of Juvenile Justice Sunrise Multi-Generational Community Center. Boulder City will undertake community facility projects while Mesquite will work on parks improvements.

## AP-35 Projects - 91.420, 91.220(d)

### Introduction

The summary below outlines the projects to be undertaken by the HCP Consortium for FY 2020.

**Table 54 – Project Information**

#	Project Name
1	ESG 2020 Clark County
2	FY2020/2021 HOME Administration
3	Clark County HOME Multifamily New Construction and Acquisition and Rehabilitation
4	CDBG Administration
5	Clark County CDBG Capital Projects
6	Mesquite CDBG Park Improvements (MS)
7	Boulder City CDBG Projects (BC)
8	Clark County HOME Set-Aside for Off-Cycle Initiatives & TBRA
9	North Las Vegas HOME Projects

**Describe the reasons for allocation priorities and any obstacles to addressing underserved needs**

### AP-38 Project Summary

#### Project Summary Information

<b>1</b>	<b>Project Name</b>	ESG 2019 Clark County
	<b>Target Area</b>	Clark County, North Las Vegas, Boulder City and Mesquite
	<b>Goals Supported</b>	Prevent and End Homelessness
	<b>Needs Addressed</b>	Homelessness
	<b>Funding</b>	ESG: \$676,571
	<b>Description</b>	ESG funds are allocated to rapid re-housing, emergency shelter and administration. Direct service activities are carried out by nonprofit agencies that are subrecipients of ESG funds. Emergency Shelter Services are to be provided by Help of Southern Nevada (\$75,000), the Shade Tree (\$79,493), Family Promise of Las Vegas (\$50,000), Safe Nest (\$91,199), SAFE House (\$67,250), and Nevada Partnership for Homeless Youth (\$43,000). Rapid Re-Housing Services will be carried out by St. Jude's Ranch for Children (\$40,000) and the Salvation Army (\$167,887). Administration budget is \$50,742 and HMIS (Bitfocus, Inc.) is \$12,000.
	<b>Target Date</b>	6/30/2021
	<b>Estimate the number and type of families that will benefit from the proposed activities</b>	Services will benefit the following: 200 unaccompanied youth will receive shelter; 4,725 victims of domestic violence (men, women and children) will receive shelter; 100 homeless adults will receive shelter; 180 individuals who are families with children will receive shelter; 20 transition age youth (age 18-24) will receive rapid re-housing; 7 single parents with children will gain permanent housing through rapid re-housing; 15 households, including children and victims of domestic violence will be rapidly re-housed; 25 families with children will receive rapid re-housing and case management.
	<b>Location Description</b>	Countywide
<b>Planned Activities</b>	Operating of Homeless/AIDS Patients Programs (03T)	
<b>2</b>	<b>Project Name</b>	FY2020/2021 HOME Administration
	<b>Target Area</b>	Clark County, North Las Vegas, Boulder City and Mesquite
	<b>Goals Supported</b>	Provide Decent and Affordable Housing

	<b>Needs Addressed</b>	Affordable Housing
	<b>Funding</b>	HOME: \$395,701
	<b>Description</b>	Funds to administer the HOME Program. Clark County-\$312,605; North Las Vegas-\$83,096.
	<b>Target Date</b>	6/30/2021
	<b>Estimate the number and type of families that will benefit from the proposed activities</b>	N/A
	<b>Location Description</b>	N/A
	<b>Planned Activities</b>	Administration (21A)
<b>3</b>	<b>Project Name</b>	Clark County HOME Multifamily New Construction and Acquisition and Rehabilitation
	<b>Target Area</b>	Clark County, North Las Vegas, Boulder City and Mesquite
	<b>Goals Supported</b>	Provide Decent and Affordable Housing
	<b>Needs Addressed</b>	Affordable Housing
	<b>Funding</b>	HOME: \$2,814,038 Housing Trust Fund: \$1,522,431 State of Nevada HOME Program: \$622,342

	<p><b>Description</b></p>	<p>Clark County will fund the following projects: \$3 million to Accessible Space, Inc. (ASI) for Spencer Street Phase II an 18-unit, new construction project that would contain 18 SRO units in one (1) three-story, elevator building. Phase II is the proposed expansion of Phase I (currently under construction and funded with Clark County NSP) designed to house adults with traumatic brain injuries and other neurological impairments and \$2 million to ASI for the Vegas Valley Supportive Housing Development a 70-unit, new construction senior project that would contain 59 one-bedroom and 11 two-bedroom units in one (1) three-story, elevator building. Thirteen (13) HUD Section 811 units will be designated for very low-income persons with physical and/or cognitive disabilities age 18 or older. Nevada H.A.N.D., Inc. will receive \$1.7 million for Decatur and Alta Phase II, a 420-unit new construction family and senior campus-style development. The family portion will be comprised of 240 units in ten (10) three-story, garden-style buildings and include 31 one-bedroom, 173 two-bedroom, and 36 three-bedroom units. The senior portion will be a single, four-story, elevator building containing 95 one-bedroom and 85 two-bedroom units and \$500,000 for Rome South Senior a 75-unit new construction senior project that would contain 45 one-bedroom units and 30 two-bedroom units. Foresight Companies will receive \$650,000 for Lake Mead West a 156-unit new construction family project that would contain 28 one-bedroom, 92 two-bedroom units, and 36 three-bedroom units in one (1) two-story courtyard building.</p>
	<p><b>Target Date</b></p>	<p>6/30/2023</p>

	<b>Estimate the number and type of families that will benefit from the proposed activities</b>	325 seniors will have access to affordable housing; 156 very low-income families will have access to affordable housing.
	<b>Location Description</b>	<p>Spencer Street Phase II is located at the southwest corner of Spencer Street and E. Flamingo Road.</p> <p>Vegas Valley Supportive Housing Development is located at the southwest intersection of East Vegas Valley Drive and South Nellis Blvd.</p> <p>Decatur &amp; Alta Phase II is located at the northwest intersection of S Decatur Blvd.</p> <p>Rome South Senior site is located at the southwest corner of East Rome Blvd. and North 5th Street in North Las Vegas, Nevada.</p> <p>Lake Mead West is located at 3286 Coran Lane, south of West Lake Mead Blvd and west of Simmons Street.</p>
	<b>Planned Activities</b>	Construction of Housing (4) Acquisition and Rehabilitation (1)
<b>4</b>	<b>Project Name</b>	CDBG Administration
	<b>Target Area</b>	Clark County, North Las Vegas, Boulder City and Mesquite
	<b>Goals Supported</b>	<p>Provide Decent and Affordable Housing</p> <p>Provide Community and Supportive Services</p> <p>Provide Community Facilities and Infrastructure</p>
	<b>Needs Addressed</b>	<p>Affordable Housing</p> <p>Community Facilities, Infrastructure, Improvements</p>
	<b>Funding</b>	CDBG: \$1,607,560
	<b>Description</b>	<p>Funds to administer the community development programs.</p> <p>Clark County=\$1,482,560; Silver State Fair Housing=\$125,000.</p>
	<b>Target Date</b>	6/30/2021

	<b>Estimate the number and type of families that will benefit from the proposed activities</b>	N/A
	<b>Location Description</b>	N/A
	<b>Planned Activities</b>	Administration (21A) Fair Housing Activities (21D)
<b>5</b>	<b>Project Name</b>	Clark County CDBG Capital Projects
	<b>Target Area</b>	Clark County, North Las Vegas, Boulder City and Mesquite
	<b>Goals Supported</b>	Provide Community Facilities and Infrastructure
	<b>Needs Addressed</b>	Community Facilities, Infrastructure, Improvements
	<b>Funding</b>	\$5,952,507
	<b>Description</b>	Clark County will allocate FY2020-2024 CDBG funds for St. Jude's Ranch for Children Healing Center Nevada Partnership for Homeless Youth -NPHY Outreach, Volunteer, and Operations (OVO) Center, Accessible Space, Inc. -Hastings House Capital Improvements, Clark County Parks & Recreation - Parkdale Park Basketball/Pool Renovation, Nevada Health Centers - Expansion of Nevada Health Centers' Martin Luther King Health Center, Lutheran Social Services of Nevada - JOURNEY Senior Services Center, Bridge Counseling Associates, Inc. -Bridge Adult Transitional Housing and Youth Residential Treatment Project, Jewish Family Services Agency Building Acquisition, Clark County Dept. of Juvenile Justice Sunrise Multi-Generational Community Center.
	<b>Target Date</b>	6/30/2021
	<b>Estimate the number and type of families that will benefit from the proposed activities</b>	100 homeless households



	<b>Location Description</b>	Not currently known
	<b>Planned Activities</b>	Public Facilities (03)
<b>6</b>	<b>Project Name</b>	Mesquite CDBG Park Improvements (MS)
	<b>Target Area</b>	Clark County, North Las Vegas, Boulder City and Mesquite
	<b>Goals Supported</b>	Provide Community and Supportive Services
	<b>Needs Addressed</b>	Community Facilities, Infrastructure, Improvements
	<b>Funding</b>	\$241,318
	<b>Description</b>	The City of Mesquite expects to receive approximately \$231,000 annually in CDBG funds for Fiscal Years 2020-2024 for an estimated total amount of \$1,154,985. Fire Station #3 (3 John Deere Drive) \$100,000, Mesquite Senior Center Electrical Improvements for Emergency Generator \$50,000, Mesquite Senior Center Space Upgrades \$25,000, Mesquite Recreation Center Energy Efficiency Upgrades \$90,000, Mesquite Recreation Center Electrical Improvements for Emergency Generator \$80,000, City Facility Energy Efficiency Upgrades \$180,000, ADA Upgrades to Public Facilities \$35,000, Trail System Shade Structures \$75,000, Pulsipher Park Shade Structure \$20,000 and Hafen Lane Park Facility Enhancements \$500,000.
	<b>Target Date</b>	6/30/2024
	<b>Estimate the number and type of families that will benefit from the proposed activities</b>	
	<b>Location Description</b>	Mesquite
	<b>Planned Activities</b>	Parks, Recreational Facilities (03F)
<b>7</b>	<b>Project Name</b>	Boulder City CDBG Projects (BC)
	<b>Target Area</b>	Clark County, North Las Vegas, Boulder City and Mesquite
	<b>Goals Supported</b>	Provide Community and Supportive Services
	<b>Needs Addressed</b>	Special Needs and Low/Mod Income Public Services

	<b>Funding</b>	\$205,120
	<b>Description</b>	Boulder City FY2020-2024 capital funding will be used for rehabilitation of the Boulder City Senior Center estimated funding of \$150,000 - At this time the center needs to replace HVAC equipment, the walk-in refrigerator and freezer, and repair walkways on private property. There are plumbing problems which will necessitate a professional sewer video inspection to determine the extent of repairs necessary, which could potentially lead to re-piping the building. New construction of St. Jude's Ranch for Children Healing Center estimated \$650,000 through FY2024 - St. Jude's is expanding its facilities in Boulder City to build a Healing Center to provide specialized services for child victims of sex trafficking. The new plans include six (6) new residential buildings as well as buildings housing an on-site school, computer lab, library, clinical offices, physical fitness room and an emergency shelter.
	<b>Target Date</b>	6/30/2024
	<b>Estimate the number and type of families that will benefit from the proposed activities</b>	N/A
	<b>Location Description</b>	Community-wide for public services
	<b>Planned Activities</b>	Other Public Facilities/Improvements (03) Sidewalks (03L)
<b>8</b>	<b>Project Name</b>	Boulder City CDBG Public Service Projects (BC)
	<b>Target Area</b>	Clark County, North Las Vegas, Boulder City and Mesquite
	<b>Goals Supported</b>	Provide Community and Supportive Services
	<b>Needs Addressed</b>	Special Needs and Low/Mod Income Public Services
	<b>Funding</b>	\$36,198

	<b>Description</b>	Boulder City will provide \$26,747 to Emergency Aid of Boulder City for homeless prevention and \$9,411 to Lend A Hand for transportation assistance.
	<b>Target Date</b>	6/30/2021
	<b>Estimate the number and type of families that will benefit from the proposed activities</b>	N/A
	<b>Location Description</b>	Community-wide for public services
	<b>Planned Activities</b>	Transportation Services (05E) Operating of Homeless/AIDS Patients Programs (03T)
<b>9</b>	<b>Project Name</b>	Clark County HOME Set-Aside for Off-Cycle Initiatives & TBRA
	<b>Target Area</b>	Clark County, North Las Vegas, Boulder City and Mesquite
	<b>Goals Supported</b>	Provide Decent and Affordable Housing Prevent and End Homelessness
	<b>Needs Addressed</b>	Affordable Housing Homelessness
	<b>Funding</b>	Housing Trust Fund: \$1,607,894
	<b>Description</b>	Activities will include off-cycle housing construction initiatives in collaboration with SNPLMA Section 7(b) land development (BLM), Private Activity Bonds or Low-Income Housing Tax Credits using prior year funds and program income of \$1,357,894. LIHTF will also be used toward Tenant-Based Rental Assistance \$250,000 FY2020-2021.
	<b>Target Date</b>	6/30/2021
	<b>Estimate the number and type of families that will benefit from the proposed activities</b>	50 households will benefit from TBRA.

	<b>Location Description</b>	Various locations
	<b>Planned Activities</b>	Rental Housing Subsidies (05S) Construction of Housing (12)
<b>10</b>	<b>Project Name</b>	North Las Vegas HOME Projects
	<b>Target Area</b>	Clark County, North Las Vegas, Boulder City and Mesquite
	<b>Goals Supported</b>	Provide Decent and Affordable Housing
	<b>Needs Addressed</b>	Affordable Housing
	<b>Funding</b>	HOME: \$747,878 Housing Trust Fund: \$404,697 State of Nevada HOME Program: \$165,433
	<b>Description</b>	HOME funds will be used to support the construction of Lake Mead West Apartments (\$650,000), a new 156-unit multifamily development that will serve residents at or below 60% of the area median income. Similarly, funds will be used to support the construction of Rome South Senior Apartments (\$700,000), a new 75-unit affordable senior rental development that will serve North Las Vegas seniors. Additionally, a total of \$650,000 in HOME funds will support Home Buyer Down Payment Assistance Programs. These programs will be used to provide low- and moderate-income residents with direct assistance to purchase a home within the City of North Las Vegas, helping to address the lack of affordable housing within the city. The amount of HOME administration for program year 2020 is \$110,950.41. All projects will be funded with a mixture of HOME Federal, HOME State, and Program Income funding.
	<b>Target Date</b>	6/30/2022
	<b>Estimate the number and type of families that will benefit from the proposed activities</b>	116 low to moderate income families will be provided with affordable housing. 5 low to moderate income homeowners will receive assistance with home rehabilitation for safety, habitability and code compliance.

	<b>Location Description</b>	Northwest corner of North 5th Street and East Rome Boulevard, North Las Vegas, NV 89084 Rehabilitation at various addresses in North Las Vegas.
	<b>Planned Activities</b>	Construction of Housing (12) Rehabilitation, Single Unit Residential (14A)

## **AP-50 Geographic Distribution - 91.420, 91.220(f)**

### **Description of the geographic areas of the entitlement (including areas of low-income and minority concentration) where assistance will be directed**

Clark County will continue to focus on the Maryland Parkway/Flamingo corridor, where the housing problems are particularly burdensome for renter households, the area has multiple low/mod income census tracts and block groups, and there is a lack of supportive services for residents.

North Las Vegas will be giving priority to the urban core target area for its Choice Neighborhoods grant.

Clark County HOME funded projects are primarily located in unincorporated Clark County and in areas that have not traditionally had affordable housing or are not CDBG eligible. Clark County prefers to support the dispersal of affordable housing throughout the community. The majority of CDBG activities funded by Clark County and North Las Vegas take place within the CDBG eligible census tracts. Projects in Boulder City and Mesquite focus on providing services to populations presumed to be lower income, such as seniors and the disabled.

### **Geographic Distribution**

<b>Target Area</b>	<b>Percentage of Funds</b>
Maryland Parkway corridor	30
North Las Vegas Choice Neighborhood	10

**Table 55 - Geographic Distribution**

### **Rationale for the priorities for allocating investments geographically**

Clark County HOME funded projects are primarily located in unincorporated Clark County and in areas that have not traditionally had affordable housing or are not CDBG eligible. Clark County prefers to support the dispersal of affordable housing throughout the community. The majority of CDBG activities funded by Clark County and North Las Vegas take place within the CDBG eligible census tracts. Projects in Boulder City and Mesquite focus on providing services to populations presumed to be lower income, such as seniors and the disabled.

### **Discussion**

The HCP Consortium's geographic priorities were established based on the analysis of current community needs, the characteristics of the overall market, the ability of low-income households to afford, locate and maintain housing, and the availability of resources to address the identified needs.

## ***Affordable Housing***

### **AP-55 Affordable Housing - 91.420, 91.220(g)**

#### **Introduction**

Clark County will focus its 2020 HOME/LIHTF funds on the new construction of affordable housing for low-income families, disabled individuals, and seniors. North Las Vegas will be undertaking multifamily new construction for low-income families, homeowner rehabilitation, and homebuyer assistance.

<b>One Year Goals for the Number of Households to be Supported</b>	
Homeless	0
Non-Homeless	0
Special-Needs	0
Total	0

**Table 56 - One Year Goals for Affordable Housing by Support Requirement**

<b>One Year Goals for the Number of Households Supported Through</b>	
Rental Assistance	0
The Production of New Units	721
Rehab of Existing Units	5
Acquisition of Existing Units	0
Total	726

**Table 57 - One Year Goals for Affordable Housing by Support Type**

#### **Discussion**

Clark County will provide \$3 million to Accessible Space Inc., for the construction of Spencer Street Phase II an 18-unit, new construction project that would contain 18 SRO units in one (1) three-story, elevator building. Phase II is the proposed expansion of Phase I (currently under construction and funded with Clark County NSP) designed to house adults with traumatic brain injuries and other neurological impairments. The site is located at the southwest corner of Spencer Street and E Flamingo Road. Clark County will also provide Accessible Space, Inc. \$2 million for Vegas Valley Supportive Housing Development a 70-unit senior project that would contain 59 one-bedroom and 11 two-bedroom units in one (1) three-story, elevator building. Thirteen (13) HUD Section 811 units will be designated for very low-income persons with physical and/or cognitive disabilities age 18 or older. The project is located at the southwest intersection of East Vegas Valley Drive and South Nellis Blvd. Clark

County will provide \$1,700,000 to Nevada HAND, INC. for Decatur and Alta Phase II a proposed 420-unit new construction, family and senior campus-style development. The family portion will be comprised of 240 units in ten (10) three-story, garden-style buildings and include 31 one-bedroom, 173 two-bedroom, and 36 three-bedroom units. The senior portion will be a single, four-story, elevator building containing 95 one-bedroom and 85 two-bedroom units. The checker-board style site is located at the northwest intersection of S Decatur Blvd. and Alta Drive with connection to an adjacent parcel south of Meadows Lane and west of S Decatur Blvd. Another \$500,000 will be provided to Nevada HAND. Inc. for Rome South Senior is a 75-unit new construction, senior project that would contain 45 one-bedroom units and 30 two-bedroom units. The site is located at the southwest corner of East Rome Blvd. and North 5th Street in North Las Vegas, Nevada. Foresight Companies will receive \$650,000 for Lake Mead West a 156-unit, new construction, family project that would contain 28 one-bedroom, 92 two-bedroom units, and 36 three-bedroom units in one (1) two-story courtyard building. The project is located at 3286 Coran Lane, south of West Lake Mead Blvd and west of Simmons Street.

These projects will be available for comment during the 30-day comment period and during the public hearing for this Action Plan, scheduled for April 7, 2020 at the Board of County Commissioners meeting.



## **AP-60 Public Housing - 91.420, 91.220(h)**

### **Introduction**

Southern Nevada Regional Housing Authority's Supportive Services Department's primary function is to inform seniors and families of the available community services and resources and assist them with facilitating access to those services. The Department's mission is to assist the clients and surrounding community of SNRHA in developing and achieving their full potential and improve the quality of life. These goals are continuously met by providing several onsite service providers, advocating for the residents, distributing resource information and making referrals as needed. SNRHA has a very vibrant Section 3 program. Section 3 helps foster local economic development, neighborhood economic improvement, and individual self-sufficiency. The Section 3 program requires that recipients of certain HUD financial assistance, to the greatest extent feasible, provide job training, employment and contracting opportunities for low- or very-low income residents in connection with projects and activities in their neighborhoods. Through Section 3 employment, residents gain valuable job training and experience.

### **Actions planned during the next year to address the needs to public housing**

The Southern Nevada Regional Housing Authority (SNRHA) continues to utilize its Capital Fund Program (CFP) for the required capital improvements. The SNRHA CFP Funds is one of the financing tools to fund comprehensive modernization and new construction under the Rental Assistance Demonstration (RAD) Program and fixed Finance Program.

In May 2018, SNRHA submitted a 9% Low Income Housing Tax Credits Application and a Mixed-Finance Proposal to HUD and the NV Housing Division to develop one of the vacant lots. The proposed Wardelle Street Project entails the financing for the new construction of approximately (57) family units, and a Community Center/Management Office/Maintenance building; to be located on a portion of the site of the former Ernie Cragin Terrace (NV210/AMP305portion off) public housing development located at the corner of Wardelle and Bonanza APN Nos 139-25-410-039/139-25-410-040 /139-25-410-041 totaling 7.73 acres. Approximately 1.5 acres fronting Bonanza Road or Harris Street will be available for future construction of the City of Las Vegas proposed Early Childhood Education Center. The City of Las Vegas has recently named this future center as the Strong Start Academy at Wardelle. The proposed unit mix will be 20-1 bedroom units, 27 2-bedroom units and 10 3-bedroom units which includes 29 public housing at <30% AMI, 13 project based vouchers (9 at <30% & 13 at <50% AMI), 12 tax credits (3 at <50% & 9 at <60% AMI) and 3 unrestrictive apartments targeted to low-income families continuing on their path to self-sufficiency. The creation of these townhomes will help meet the need for affordable

housing in the City of Las Vegas and will complement the City's proposed plan for an early childhood educational facility and the County's new East Las Vegas Branch public library which is currently under construction on the adjacent parcel. The proposed Wardelle Street townhomes will serve as a stimulus for other developments in the vicinity and promote a more vibrant neighborhood environment. SNRHA will self-develop this project.

A Request for Proposal was issued in February 2019 for General Contractor Construction Management Contract for the Comprehensive Modernization of a 200 Unit Senior Housing Complex at James Down Towers. An architectural firm will be assigned by the SNRHA to work in conjunction with the General Contractor in providing a design to upgrade this facility.

Brinshore Development was approved at SNRHA February 2020 Board of Commissioners meeting as a Master Developer for Mixed Income Re-Development of Marble Manor. The developer will be required to provide a master plan, entitlement and environmental assessment for the redevelopment of the Marble Manor public housing site consistent with the UNLV HUNDRED YEAR Plan for the Historic Westside Community final report dated May 2016 and the City of Las Vegas Downtown Master Plan Vision 2045. This proposed redevelopment will occur on a site over 35 acres and introduce mixed-income housing and related facilities adjacent to the downtown of the City of Las Vegas.

### **Actions to encourage public housing residents to become more involved in management and participate in homeownership**

Southern Nevada Regional Housing Authority (SNRHA) partners with over 50 agencies through the Program Coordinating Committee (PCC) empowering residents to gain resources and referrals for workforce development and employment training, financial literacy, education, social services, life skills training, healthcare and more. The purpose of the PCC is to obtain and provide resources to address the challenges faced by FSS participants. Partnerships arrive through letters of agreement and Memorandums of Understanding (MOU). SNRHA expects to expand its Community Partners program with public, private and faith-based agencies.

Some highlights in employment skill opportunities come through resident participation in the HUD program titled "Section 3". SNRHA residents are given opportunity to gain employable skill as they are hired by local contractors providing services to SNRHA properties in the areas of construction and pest control. Skills obtained through this opportunity allow SNRHA residents to increase income breaking down a major barrier to home ownership.

T-Mobile partners with SNRHA to provide internet services and tablet computers to 600 residents allowing access to work search, training, personal financial transactions, and SNRHA utilizes two

programs allowing residents to access home ownership the Housing Choice Voucher Program and the Public Housing Program. Each program continues to assist low-income families reach the dream of owning a home. The Section 8 Homeownership Program allows FSS Households to use Section 8 vouchers towards a home mortgage payment. Seminars are provided on home purchasing and staff provides credit counseling.

In the future SNRHA hopes to expand promote self-sufficiency and homeownership for residents, families, and the seniors served utilizing greater support from the private sector and community. The Southern Nevada Regional Housing Authority partners with over 50 agencies.

**If the PHA is designated as troubled, describe the manner in which financial assistance will be provided or other assistance**

N/A

The Southern Nevada Regional Housing Authority is not designated as troubled by HUD.

**Discussion**

## **AP-65 Homeless and Other Special Needs Activities - 91.420, 91.220(i)**

### **Introduction**

The following strategies outline the HCP Consortium's one-year goals and actions for reducing and ending homelessness. They include restructuring the sheltering system, expanding Rapid Rehousing and permanent supportive housing opportunities, implementing targeted, collaborative diversion efforts, identification and intervention for frequent users and chronically homeless, moving clients to self-sufficiency, better use of data to make funding decisions, and discharge planning. The Southern Nevada Homelessness Continuum of Care (SNHCoC) has the objective to create a system of care that prevents homelessness to the maximum extent possible, while seeking to ensure that homelessness, when it happens, is rare, brief and limited to a one-time occurrence. This is done through the use of proven practices, collaboration and civic engagement.

Clark County will be expanding originally a shelter plus care project that is now operating as permanent supportive housing. Healthy Living and its expansion will continue to provide intensive case management and permanent housing for the medically fragile. Hospital to Home is a project that is continuing partnerships with Medicaid providers (Anthem, United Healthcare/Health Plan of Nevada and Silver Stream?). These projects include HELP of Southern Nevada as the case managing agency.

In 2017, CCFUSE (Clark County Frequent Users of System Engagement) was launched to permanently house chronically homeless individuals who've had recurring interactions with local law enforcement and corrections agencies, particularly Clark County Department of Corrections. Also, during that year, data sharing agreements were developed with Clark County Detention to be able to better identify potentially eligible clients. CCFUSE has now transitioned to be STAR TH-RRH (Stability, Tenancy, Access, Restore) for homeless frequent users and offers the option for transitional housing in combination with rapid rehousing assistance, ultimately with the goal of permanent housing. For those experiencing chronic homelessness, STAR-PSH may be a suitable option.

To continue the work towards data sharing, Clark County was also funded for a DoJ grant in 2018 to allow for data coordination among local detention centers. Prior to the grant, the County was working on building an HMIS data bridge with the County-operated detention center to coordinate service delivery for those who were homeless prior to entry. This work is being expanded to other local jurisdictions under this two-year technology grant.

As part of the County marijuana licensing fees allocated to homeless services, new contracts were awarded to build a more comprehensive crisis stabilization model that includes linkages to transitional and permanent housing. For the first component, Crossroads and Bridge Counseling will provide

immediate behavioral health interventions. Crossroads will also provide short-term transitional housing, and Southern Nevada CHIPs will provide both transitional and permanent housing placement.

**Describe the jurisdictions one-year goals and actions for reducing and ending homelessness including Reaching out to homeless persons (especially unsheltered persons) and assessing their individual needs**

The SNH CoC has a regional Mobile Crisis Intervention Team (MCIT) contract that provides mobile crisis intervention and outreach to individuals and families experiencing homelessness, including those with disabilities and limited English proficiency, who are living on the streets, in outlying uninhabited areas, and in the flood control tunnels. This team actively engages individuals and families and assesses for service referrals to an agency appropriate for their needs including emergency sheltering, transportation and other services.

In addition, The SNH CoC, and the cities of Las Vegas, North Las Vegas, and Henderson, Clark County as well as local providers share responsibility to provide services to the array of homeless households in Southern Nevada. The SNH CoC, over the last few competitions, has prioritized funding new rapid rehousing (RRH) projects as a permanent housing solution. Service providers that utilize RRH for homeless households include Clark County Social Service, HELP of Southern Nevada, Hopelink of Nevada, Lutheran Social Services of Nevada, SafeNest, St. Jude's Ranch for Children, The Salvation Army, and US Veterans Initiative. These household types include individuals, families, transition-age youth, those fleeing domestic violence, and veterans. The CoC will be implementing written standards in 2020 to consistently provide RRH assistance across funding sources and providers. These standards also align with ESG standards that will also be implemented this year.

Clark County Social Service continues to provide financial assistance services for homeless households and bridge housing at locations across the county for chronically homeless individuals awaiting permanent housing placement. Family Promise of Las Vegas continues to provide scattered site sheltering as well as bridge housing for families. HELP of Southern Nevada provides emergency shelter to youth at the Shannon West Homeless Youth Center, and bridge housing for families and the medically fragile. Safe House and SafeNest provide sheltering for those fleeing domestic violence.

HELP of Southern Nevada is the largest outreach provider, serving all households experiencing unsheltered homelessness, including individuals and families who are chronically homeless, substance users, mentally ill, and/or may have physical disabilities. A recent grant for youth street outreach is funding HELP of Southern Nevada and Nevada Partnership for Homeless Youth.

Beginning in 2019, Clark County has set aside \$12 million annually in marijuana licensing fees to allocate towards homeless services. So far, the funding has expanded RRH projects for families with HELP of Southern Nevada, HopeLink of Southern Nevada, and Lutheran Social Services of Nevada. More RRH to youth providers is also on the horizon. Funding has also increased the number of street outreach teams available with HELP of Southern Nevada to respond to large encampments as well as provide continual engagement to those previously contacted.

The seven Working Groups of the SNH CoC include members of the jurisdictions and subpopulation experts who are invited to participate in these subgroups. In 2018, the CoC began implementation of the Youth Plan to End Homelessness, which provides measurable outcomes. The CoC will continue to focus on reaching out to those experiencing homelessness through Coordinated Entry to get immediate assistance to those experiencing homelessness while assessing and prioritizing for housing placement by subpopulation.

Along with the Veteran's Administration (VA), the CoC has been successful using HUD-VASH vouchers to house chronically homeless and homeless veterans. Over 1400 HUD-VASH vouchers are available to the community and administered by the SNRHA, with supportive services provided by the VA.

#### **Addressing the emergency shelter and transitional housing needs of homeless persons**

This past year, SNHCoC convened a Southern Nevada Emergency Shelter Learning Collaborative (ESLC) with technical assistance and facilitation provided by the National Alliance to End Homelessness (Alliance). The Alliance worked with Clark County Social Service, agency leaders and jurisdictional funders in partnership with the emergency shelters. The goal of the ESLC was to support emergency shelters and build capacity to provide housing-focused and low-barrier shelter services that are safe for shelter participants and staff. The end goal for this learning collaborative was to provide a path to housing and ending homelessness by: resolving housing crises permanently, facilitating self-resolution, re-housing individuals quickly, reducing unsheltered homelessness, creating a better system flow, connecting people to coordinated entry and connecting people to housing searches and other resources to help stabilize them once housed. They worked on a target goal of 205 households housed during this three-month action period with no additional housing resources. This collaborative worked diligently and was able to effectively house 181 households in 100 days, increasing their exits to permanent housing by 200%.

The shelters involved in the learning collaborative were able to shift their practices towards becoming low barrier, housing focused shelters. In the coming year, shelters will continue to use what was implemented during this challenge to sustain progress and build a system and programs that are

designed according to best practices.

The CoC's overall objective with helping homeless persons (especially individuals and families, veterans and their families, and unaccompanied youth experiencing chronic and literal homelessness) is to support homeless persons making the transition to permanent housing and independent living. This includes shortening the time that individuals and families experience homelessness, facilitating access for homeless individuals and families to affordable housing units, and preventing individuals and families who were recently homeless from becoming homeless again.

**Helping homeless persons (especially chronically homeless individuals and families, families with children, veterans and their families, and unaccompanied youth) make the transition to permanent housing and independent living, including shortening the period of time that individuals and families experience homelessness, facilitating access for homeless individuals and families to affordable housing units, and preventing individuals and families who were recently homeless from becoming homeless again**

The Continuum of Care (CoC) providers have increased the access to income for 15% of the clients through non-employment financial benefits. To increase non-employment cash income, SSI/SSDI Outreach, Access and Recovery (SOAR) trained case managers encourage all who qualify for mainstream benefits to apply for and assist clients with applications for program enrollment. During the time period 07/1/18-6/30/19, there were 85 approvals received on 110 initial applications submitted (77% approval rate) and 10 approvals received on 33 appeal application submitted (30%). Case managers are encouraged to become SOAR certified. All SOAR training and technical assistance is provided free of charge to all community-based service providers throughout the state of Nevada. During the time period of 7/1/18-6/30/19, 166 case managers participated in SOAR Training and Technical Assistance. An annual Summit provides a full curriculum of training opportunities as well as face-to-face connections for case managers, welfare office representatives and others involved in these programs. CCSS employs the Statewide SOAR Coordinator for Nevada who oversees strategies to increase non-employment cash income.

To help project participants increase access to non-employment cash sources, support is offered through Mainstream Programs Basic Training (MPBT) on a monthly basis. MPBT covers topics such as community programs, referrals, mainstream benefits, workforce programs and educational/employment services and is offered free of charge. Sessions are also recorded for public viewing. Mainstream Programs Basic Training (MPBT) is held 9 times a year for 3 hours to address barriers and identify training needs, ensuring that all providers have access to information on enrolling

clients in mainstream programs as well as what constitutes an appropriate referral. Each session focuses on a sub-population of clients and their needs.

The CoC providers have met HUD's established goal of 20% of clients securing employment at exit. This achievement is significant given that Las Vegas has been saddled with unprecedented high unemployment rates for the last several years. Despite the lack of jobs in the county, providers have assisted clients leaving their supportive housing projects to obtain jobs. The CoC continues to expand relationships with Workforce Connections, the Workforce Investment Act service provider, and encourage their participation as an active member in the CoC.

The providers will continue to pursue financial benefits from all eligible resources for their clients. The CoC Monitoring Working Group monitors the progress being made toward this objective during their quarterly review of the APR's and performance reports generated from HMIS.

In 2017, Regional Behavioral Health Policy boards were established and are supported by Behavioral Health Coordinators (BHCs) covering the regions of Northern, Rural, Southern, Washoe, and Clark. BHCs were established statewide to provide regional service coordination with local hospital systems, including medical and behavioral health providers, towards improving connection to a continuum of services and reducing homeless outcomes. In Southern Nevada, two discharge planning units were established, which include partnership with the Valley Health System and behavioral health agencies such as Desert Parkway, Seven Hills, and Southern Nevada Adult Mental Health Services (SNAMHS), which include quarterly meetings. Also, the state is implementing a digital system for accessing live mental health bed inventory that will be accessible by Medicaid providers and first responders beginning spring 2020.

**Helping low-income individuals and families avoid becoming homeless, especially extremely low-income individuals and families and those who are: being discharged from publicly funded institutions and systems of care (such as health care facilities, mental health facilities, foster care and other youth facilities, and corrections programs and institutions); or, receiving assistance from public or private agencies that address housing, health, social services, employment, education, or youth needs.**

There have been several strategic partnerships with organizations to ensure that special needs populations are returning from mental and physical health institutions. The County has been working on projects for frequent users of high-cost systems, particularly corrections and emergency medical services in recent years. The first component includes identification of clients from emergency rooms, arrests, and interactions with the mental health system. This includes attempting to integrate data from previously non-sharing data systems to find common clients and better coordinate services. Clients will



be assessed for vulnerability and prioritized for services in alignment with local coordinated entry procedures.

Clark County will be expanding originally a shelter plus care project that is now operating as permanent supportive housing. Healthy Living and its expansion will continue to provide intensive case management and permanent housing for the medically fragile. Hospital to Home is a project that is continuing with partnerships with Medicaid providers (Anthem, United Healthcare/Health Plan of Nevada). These projects include HELP of Southern Nevada as the case managing agency.

In 2017, CCFUSE (Clark County Frequent Users of System Engagement) was launched to permanently house chronically homeless individuals who've had recurring interactions with local law enforcement and corrections agencies, particularly Clark County Department of Corrections. Also, during that year, data sharing agreements were developed with Clark County Detention to be able to better identify potentially eligible clients. CCFUSE has now transitioned to be STAR TH-RRH (Stability, Tenancy, Access, Restore) for homeless frequent users and offers the option for transitional housing in combination with rapid rehousing assistance, ultimately with the goal of permanent housing. For those experiencing chronic homelessness, STAR-PSH may be a suitable option.

To continue the work towards data sharing, Clark County was also funded for a DoJ grant in 2018 to allow for data coordination among local detention centers. Prior to the grant, the County was working on building an HMIS data bridge with the County-operated detention center to coordinate service delivery for those who were homeless prior to entry. This work is being expanded to other local jurisdictions under this two-year technology grant.

As part of the County marijuana licensing fees allocated to homeless services, new contracts were awarded to build a more comprehensive crisis stabilization model that includes linkages to transitional and permanent housing. For the first component, Crossroads and Bridge Counseling will provide immediate behavioral health interventions. Crossroads will also provide short-term transitional housing, and Southern Nevada CHIPs will provide both transitional and permanent housing placement.

## **Discussion**

The SNH CoC, and the cities of Las Vegas, North Las Vegas, and Henderson, Clark County as well as local providers share responsibility to provide services to the array of homeless households in Southern Nevada. The SNH CoC over the last few competitions has prioritized funding new rapid rehousing (RRH) projects as a permanent housing solution. Service providers that utilize RRH for homeless households includes Clark County Social Service, HELP of Southern Nevada, Hopelink of Nevada, Lutheran Social

Services of Nevada, SafeNest, St. Jude's Ranch for Children, The Salvation Army and US Veterans Initiative. These household types include individuals, families, transition-age youth, those fleeing domestic violence and veterans. The CoC will be implementing written standards in 2020 to consistently provide RRH assistance across funding sources and providers. These standards also align with ESG standards that will also be implemented this year.

The Continuum of Care (CoC) providers have increased the access to income for 15% of the clients through non-employment financial benefits. To increase non-employment cash income, SSI/SSDI Outreach, Access and Recovery (SOAR) trained case managers encourage all who qualify for mainstream benefits to apply for and assist clients with applications for program enrollment. During the time period 07/1/18-6/30/19, there were 85 approvals received on 110 initial applications submitted (77% approval rate) and 10 approvals received on 33 appeal application submitted (30%). Case managers are encouraged to become SOAR certified. All SOAR training and technical assistance is provided free of charge to all community-based service providers throughout the state of Nevada. During the time period of 7/1/18-6/30/19, 166 case managers participated in SOAR Training and Technical Assistance. An annual Summit provides a full curriculum of training opportunities as well as face-to-face connections for case managers, welfare office representatives and others involved in these programs. CCSS employs the Statewide SOAR Coordinator for Nevada who oversees strategies to increase non-employment cash income.

Beginning in 2019, Clark County has set aside \$12 million annually in marijuana licensing fees to allocate towards homeless services. So far, the funding has expanded RRH projects for families with HELP of Southern Nevada, HopeLink of Southern Nevada and Lutheran Social Services of Nevada. More RRH to youth providers is also on the horizon. Funding also increased the number of street outreach teams available with HELP of Southern Nevada to respond to large encampments as well as provide continual engagement to those previously contacted.

## **AP-75 Barriers to affordable housing - 91.420, 91.220(j)**

### **Introduction**

The predominance of low- to medium-density single-family units in the HCP Consortium Area has made the production of dense affordable housing challenging. In addition to these challenges, public agency regulatory policies related to residential development in the HCP Consortium Area are not flexible with respect to their implementation.

### **Actions it planned to remove or ameliorate the negative effects of public policies that serve as barriers to affordable housing such as land use controls, tax policies affecting land, zoning ordinances, building codes, fees and charges, growth limitations, and policies affecting the return on residential investment**

Utilize the BLM land disposal process for the purpose of developing affordable housing for lower income citizens: On April 8, 2004, the BLM Nevada State Director established Interim Guidelines on the policy, provisions, and required information for the implementation of Section 7(b) of the Southern Nevada Public Lands Management Act of 1998 (SNPLMA). These guidelines provide for a discount of 90% to 95% of fair market value for land designated for the use of affordable housing (defined as families earning less than 80% of AMI). Clark County plans to issue an RFP for the development of SNPLMA parcels in 2019.

Clark County has set aside 550 acres for the future development of affordable housing and reserved 4 parcels for development by the State of Nevada Housing Division. Three parcels (two Clark County, one State of Nevada) have been developed to date as affordable multifamily rental housing. The County plans to develop additional housing on SNPLMA parcels.

The County plans to develop additional housing on SNPLMA parcels. Clark County is moving forward on development of a parcel located at Pebble and Eastern (17714802021). A second family housing RFP will be made public later in 2020 for a parcel (APN #176-20-601-009) near Blue Diamond and Durango. Clark County has set-aside up to \$1.8 million in prior year HOME funds for each project.

## **Discussion**

When developing affordable housing on parcels reserved for that purpose under SNPLMA, Clark County will continue to use its rezoning powers to create opportunities for the construction of affordable housing. Clark County is working to pre-zone BLM parcels in preparation for the development of the land into affordable housing.

Clark County will continue to operate its Affordable Housing Plans Check Program and ensure that costs related to the re-zoning of affordable housing parcels are waived for non-profit developers. Clark County will look at providing incentives for affordable housing such as shared parking opportunities, reduced parking requirements, tax abatements, flexible zoning and fee waivers that could make affordable housing more economically feasible to develop. The comprehensive planning department's Maryland Parkway Overlay was adopted and provides some of these incentives for the Maryland Parkway Corridor, so the County will continue collaborating on this effort.

## **AP-85 Other Actions - 91.420, 91.220(k)**

### **Introduction**

Clark County and the jurisdictions and townships within the County seek to enhance their abilities to respond to affordable housing needs within their respective jurisdictions. Each jurisdiction differs in its capacity to conduct housing rehabilitation and development programs because of disparities in financial resources for housing development, qualified staff, current program development, policy priorities and matching fund capabilities. The administrative capacity to develop and implement affordable housing programs must be strengthened to implement the affordable housing strategies identified in the Consolidated Plan. Further, increased support for non-profit, neighborhood-based organizations is needed to more effectively empower the local residents.

### **Actions planned to address obstacles to meeting underserved needs**

Affordable housing, particularly for renters at 50% of area median income and below, continues to be an issue of concern in Clark County. Therefore, Clark County continues to fund new construction that primarily targets people at 50% of AMI and below.

Clark County also supports and participates in Project Homeless Connect, an annual event that connects homeless individuals with the services they need in a one stop setting. Those in need come to find housing, medical and dental care, obtain IDs and birth certificates, obtain employment and access a variety of other services they need to get off the streets. The Nevada Homeless Alliance hosts Project Homeless Connect annually with nearly 500 volunteers serving over 3,000 homeless people in just one day.

Mesquite and Boulder City have projects approved as part of the CIP with Mesquite focusing on parks and Boulder City focusing on infrastructure and public service. Non-profit sponsored projects received priority funding from the CDBG capital funds awarded annually and all but one of those projects are completed. The County will be entering the 5th and final year of the Capital Improvement Plan and will complete all of the projects, which address underserved needs.

### **Actions planned to foster and maintain affordable housing**

Within the Clark County HOME Consortium, public sector and non-profit groups work to increase the supply of affordable rental and owner-occupied housing in Clark County. In FY2020-2021, Clark County and North Las Vegas will fund 6 new construction developments serving family, low-income disabled individuals, and senior households by leveraging Low Income Housing Tax Credits, Private Activity Bonds and other federal, state, local and private funding sources. Clark County will solicit additional affordable

housing development and possibly support state homeownership assistance programs through approximately \$53 million in 2020 Private Activity Bond Cap.

### **Actions planned to reduce lead-based paint hazards**

The potential for lead-based paint poisoning is limited in the HCP Consortium Area due to the relatively young age of the housing stock. The HCP Consortium will test for lead-based paint in potential rehabilitation projects constructed prior to 1978; continue to educate non-profit rehabilitation providers on lead-based paint; and work to abate lead paint as needed.

### **Actions planned to reduce the number of poverty-level families**

Efforts to address poverty in the Clark County HOME Consortium and Urban County areas include the funding of education and training programs, small business development, and other programs that assist community members to climb the economic ladder. The Consortium jurisdictions have allocated millions in CDBG and ESG funding for anti-poverty activities including construction of an expanded Workforce Training Center. Clark County also provides approximately \$3 million annually in Outside Agency Grant funds for projects and programs that address poverty, clearly demonstrating that the County uses its own funds and does not rely primarily on federal funds to address this critical issue.

### **Actions planned to develop institutional structure**

Clark County and the cities of Las Vegas, Henderson, North Las Vegas, Boulder City and Mesquite continue to meet on a bi-monthly basis to discuss issues relating to HOME, CDBG, NSP and ESG. The meetings continue to include the SNRHA and State of Nevada Housing Division staff. The discussions range from questions relating to joint projects, to coordination of grant application cycles.

Although Henderson, Las Vegas and recently North Las Vegas are independent entitlement communities for CDBG and ESG, their activities affect the region, and the Clark County Urban County and HOME Consortium activities may affect their communities. North Las Vegas remains part of the HOME Consortium, but Henderson and Las Vegas also have independent HOME entitlement status. All these jurisdictions' participation in the Consortium meetings allows for an assessment of the regional impact of housing and community development policies. HCP Consortium members will also continue to participate in jointly funded HOME and CDBG projects, such as the two HOME projects that are being jointly funded by Clark County and the City of Las Vegas for 2020.

In 2017, Clark County requalified for the CDBG Urban County Program and renewed the HOME Consortium for FYs 2018-2020. Boulder City and Mesquite remained part of the CDBG Consortium and by virtue of their participation in that Consortium is part of the Clark County HOME Consortium. Meanwhile, the City of North Las Vegas became an independent entitlement entity for CDBG and ESG

but remained part of the HOME Consortium in FYs 2018-2020.

Clark County participates in the Southern Nevada Regional Planning Coalition (SNRPC) which brings together all public jurisdictions to coordinate regional planning in a seamless fashion while respecting each member's autonomy. This requires promoting intergovernmental cooperation and trust built on careful planning and accountability, thus enhancing the quality of life in Southern Nevada. Clark County will continue to consult with the SNRPC on emerging issues, as needed.

Participation in the Southern Nevada Strong project will continue and is expected to build the institutional structure to support improvements to the infrastructure, housing and services for the low- and moderate-income community. Please see Discussion below for more information on Southern Nevada Strong.

Clark County also participates in the Maryland Parkway corridor transit-oriented development (TOD) in the Las Vegas Valley. The TOD Plan will evaluate the development around station areas along the corridor, designed for bus rapid transit (BRT), but flexible enough to evolve to any other mode of high-capacity transit. The RTC, along with the City of Las Vegas and Clark County will conduct the plan to help deliver equitable TOD along Maryland Parkway, and provide a model for the region.

HCP Consortium members will continue to work with the board of the Southern Nevada Homelessness Continuum of Care on implementation of all of its initiatives including, but not limited to, Coordinated Entry and HMIS. HCP Consortium members have been active with the board in the development of projects and policies that strengthen a structure of cooperation and collaboration.

### **Actions planned to enhance coordination between public and private housing and social service agencies**

Clark County, North Las Vegas and Boulder City are members of the Southern Nevada Homelessness Continuum of Care, whose primary responsibility is to manage the overall planning effort for the entire CoC on homeless issues. HCP Consortium staff is also members of the Continuum of Care Evaluation Working Group (CoC EWG) which oversees the operations and activities of the CoC. It includes representatives from both public and private agencies, ensuring compliance with the regional 10-year strategic plan. ESG program information is regularly discussed as a standing item on that agenda which has representatives of many major stakeholder groups including the school district, police department, social service agencies and non-profits. ESG and CoC staff have also collaborated on monitoring planning and implementation for subrecipients of their funding.

The HCP Consortium works with the Southern Nevada Regional Housing Authority (SNRHA) throughout the year, acting on new issues as they arise and working to support activities and housing opportunities

for public housing residents and Section 8 residents.

Coordination with non-profit service providers and among governments takes place consistently through other meetings held in the community including the Emergency Food and Shelter Program (EFSP) Local Board and the Continuum of Care Working Groups. The HCP Consortium will continue to be active members of these committees and others.

### **Discussion**

In addition to the actions outlined above, there are regional initiatives underway in which the HCP Consortium participates. Clark County and North Las Vegas continue to participate with Southern Nevada Strong at the Regional Transportation Commission. Clark County is working on the redevelopment of the Maryland Parkway Corridor to remove blight, develop transit-oriented housing, and provide zoning incentives for revitalization activities. County planners have been striving to understand the role of affordable housing in transit-oriented development in urban settings. To create a compact, pedestrian-oriented, mixed-use community centered on public transportation provides an opportunity for economic revitalization, and Clark County seeks to do so without gentrification of the currently low- to moderate-income area.

Clark County staff has also participated in various housing roundtables and legislative committees at both the state and federal levels to explore and address impediments to affordable housing. This work will continue as the information gathered through multiple meetings will be brought to the legislative process.



## Program Specific Requirements

### AP-90 Program Specific Requirements - 91.420, 91.220(I)(1,2,4)

#### Introduction

Projects planned with all CDBG funds expected to be available during the year are identified in the Projects Table. The following identifies program income that is available for use that is included in projects to be carried out.

#### Community Development Block Grant Program (CDBG)

##### Reference 24 CFR 91.220(I)(1)

Projects planned with all CDBG funds expected to be available during the year are identified in the Projects Table. The following identifies program income that is available for use that is included in projects to be carried out.

1. The total amount of program income that will have been received before the start of the next program year and that has not yet been reprogrammed 0
  2. The amount of proceeds from section 108 loan guarantees that will be used during the year to address the priority needs and specific objectives identified in the grantee's strategic plan. 0
  3. The amount of surplus funds from urban renewal settlements 0
  4. The amount of any grant funds returned to the line of credit for which the planned use has not been included in a prior statement or plan 0
  5. The amount of income from float-funded activities 0
- Total Program Income: 0**

#### Other CDBG Requirements

1. The amount of urgent need activities 0

2. The estimated percentage of CDBG funds that will be used for activities that benefit persons of low and moderate income. Overall Benefit - A consecutive period of one, two or three years may be used to determine that a minimum overall benefit of 70% of CDBG funds is used to benefit persons of low and moderate income. Specify the years covered that include this Annual Action Plan. 0.00%

## **HOME Investment Partnership Program (HOME)**

### **Reference 24 CFR 91.220(l)(2)**

1. A description of other forms of investment being used beyond those identified in Section 92.205 is as follows:

Clark County does not intend to use forms of investment other than those described in 24 CFR 92.205(b).

2. A description of the guidelines that will be used for resale or recapture of HOME funds when used for homebuyer activities as required in 92.254, is as follows:

For homeownership projects, in accordance with 24 CFR 92.254(a)(5), Clark County elects at its option to impose recapture requirements, rather than resale requirements, under the "shared net proceeds" method authorized by 24 CFR 92.254(a)(5)(ii)(A)(3), for its HOME program, to ensure that it recoups all or a portion of the HOME assistance to the homebuyers, if the housing does not continue to be the principal residence of the family for the duration of the period of affordability.

3. A description of the guidelines for resale or recapture that ensures the affordability of units acquired with HOME funds? See 24 CFR 92.254(a)(4) are as follows:

If the homebuyer transfers the property either voluntarily or involuntarily during the period of affordability, Clark County recovers, from available net proceeds, all or a portion of the HOME assistance to the homebuyers. Net proceeds are defined as the sales price minus superior loan repayment (other than HOME funds) and any closing costs. Under no circumstances can the PJ recapture more than is available from the net proceeds of the sale. In some cases, such as declining housing markets, the net proceeds available at the time of sale may be insufficient to recapture the entire direct HOME subsidy provided to the homebuyer. Since the HOME rule limits recapture to available net proceeds, Clark County can only recapture what is available from net proceeds. If there

are insufficient net proceeds available at sale, Clark County is not required to repay the difference between the total direct HOME subsidy and the amount Clark County is able to recapture from available from net proceeds. Clark County and North Las Vegas do not operate nor fund homebuyer assistance programs using HOME funds at this time.

4. Plans for using HOME funds to refinance existing debt secured by multifamily housing that is rehabilitated with HOME funds along with a description of the refinancing guidelines required that will be used under 24 CFR 92.206(b), are as follows:

Clark County HOME funds will not be used to refinance existing debt.

### **Emergency Solutions Grant (ESG)**

#### **Reference 91.220(l)(4)**

1. Include written standards for providing ESG assistance (may include as attachment)

Please see Grantee Specific Appendices for ESG Written standards. Clark County has updated the ESG Written Standards in conjunction with homeless service providers and the CoC EWG.

2. If the Continuum of Care has established centralized or coordinated assessment system that meets HUD requirements, describe that centralized or coordinated assessment system.

The Southern Nevada Continuum of Care along with all interested stakeholders underwent an intense community process of identifying and designing a Coordinated Entry Pilot for Southern Nevada. The Homeless Emergency Assistance and Rapid Transition to Housing (HEARTH) Act of 2009 mandates that each Continuum of Care has a Coordinated or Centralized Intake and Assessment process (known as Coordinated Entry) to ensure that people experiencing homelessness with the most severe service needs and levels of vulnerability are prioritized for housing and homeless assistance. On behalf of the Southern Nevada Homelessness Continuum of Care (CoC) and its respective stakeholders, Clark County Social Service was requested to serve as the HUB sites for the Southern Nevada Homelessness Continuum of Care (CoC) Coordinated Entry for homeless individuals.

3. Identify the process for making sub-awards and describe how the ESG allocation available to private nonprofit organizations (including community and faith-based organizations).

Clark County made the ESG application available to the community at large and advertised its

availability in Las Vegas Review Journal, posted the information on the Clark County CRM web site and sent an e-mail to prior ESG recipients and anyone who requested to be on the distribution list. The application was available through ZoomGrants, a web-based grants management platform.

Clark County received 12 ESG applications requesting more than \$1.1 million in funding. A combined subcommittee of 5 Community Development Advisory Committee (CDAC) and 5 members of the Continuum of Care Evaluation Working Group (CoC EWG) provided input and funding recommendations for the applications. The subcommittee scored and ranked applications online in ZoomGrants and met on February 4, 2020, to make funding recommendations. A public hearing on the ESG projects for FY2020 was held at the May 5, 2020 Board of County Commissioners meeting. The Board members approved recommendations for funding at that same meeting. Clark County will distribute funding to seven agencies that will provide emergency shelter services and four agencies that will provide rapid re-housing.

4. If the jurisdiction is unable to meet the homeless participation requirement in 24 CFR 576.405(a), the jurisdiction must specify its plan for reaching out to and consulting with homeless or formerly homeless individuals in considering policies and funding decisions regarding facilities and services funded under ESG.

N/A

5. Describe performance standards for evaluating ESG.

The CoC EWG has established CoC and ESG Performance Standards and Evaluation Criteria, which were developed in collaboration with a HUD Technical Assistance organization Home Base. Performance standards for ESG are as follows:

- Homeless Prevention performance measures: (note: Clark County is NOT funding homeless prevention activities with 2020-21 funds)

Reduce the number of homeless households with children: at least 50% of participants assisted will remain in permanent housing 6 months after the last assistance provided under the ESG program.

Homeless Rapid Re-Housing performance measures: Reduce the number of households with children, both sheltered and unsheltered, in the continuum of care: at least 50% of participants assisted will remain in permanent housing 6 months after the last assistance provided under the ESG program. Case Management Services performance measures 80% of program participants have a monthly service transaction and housing plan in HMIS 30% of program participants will see an increase in self-sufficiency scores by 20 percent Shelter Services performance measures: Reduce length of emergency shelter stays to 50 days 40% of shelter stays of less than 31 days and exit into

transitional or permanent housing 50% of shelter participants exit into a transitional or permanent housing situation. Agencies receiving ESG funds will be monitored to ensure that program guidelines are being followed. In addition, before reimbursement can be made verification will be required including certification of homelessness, lease documents, and income calculations, as well as cancelled checks and invoices.

## **Attachments**

### **Clark County, Nevada**

### **Resources and Projects**

### **HUD Action Plan Attachments**

- I. ESG and HOME Fiscal Year 2020-2021
- II. CDBG Fiscal Years 2020-2024
- III. ESG Written Standards

## Fiscal Year 2020/2021 Resources and Projects

## Available Resources

Funding Source	FY20/21 AWARD	Clark County * **	North Las Vegas	Boulder City	Mesquite	Total Available Funding
CDBG	\$8,042,702	\$7,560,458	\$0	\$241,281	\$241,281	\$8,042,702
HOME * **	\$3,957,021	\$7,834,773	\$830,974	\$0	\$0	\$8,665,747
ESG	\$676,571	\$676,571	\$0	\$0	\$0	\$676,571
<b>TOTAL</b>	<b>\$12,676,294</b>	<b>\$16,071,802</b>	<b>\$831,150</b>	<b>\$241,318</b>	<b>\$241,318</b>	<b>\$17,385,020</b>

\* includes \$4,264,876 from previous years

\*\* includes Program Income of \$398,777 Program Income

## Other Housing Resources

Funding Source	Clark County	North Las Vegas	Total Funding
State HOME Funds	\$622,342	\$165,433	\$787,775
Low-Income Housing Trust Fund (LIHTF)	\$1,478,840	\$393,110	\$1,871,950
<b>TOTAL</b>	<b>\$2,101,182</b>	<b>\$558,543</b>	<b>\$2,659,725</b>

## HOME/LIHTF FY2020-2021

NON-DISCRETIONARY PROJECTS		
Organization	Project	Funding
City of North Las Vegas	HOME/LIHTF	\$1,383,310
Clark County-CRM	Administration	\$312,605
Clark County-CRM	Off-Cycle Initiatives	\$1,500,000
Clark County-CRM	TBRA Initiatives	\$250,000
<b>TOTAL ESTIMATED NON-DISCRETIONARY</b>		<b>\$3,445,915</b>
DISCRETIONARY PROJECTS		
Organization	Project	Amount Awarded
Accessible Space, Inc.	Spencer Street Phase II	\$3,000,000
Accessible Space, Inc.	Vegas Valley Supportive Housing	\$2,000,000
Nevada H.A.N.D., Inc.	Decatur & Alta Phase II	\$1,700,000
Nevada H.A.N.D., Inc.	Rome South Senior	\$500,000
Foresight Companies	Lake Mead West	\$650,000
<b>TOTAL ESTIMATED DISCRETIONARY</b>		<b>\$7,850,000</b>
<b>TOTAL ESTIMATED RECOMMENDATION</b>		<b>\$11,295,915</b>



## Emergency Solutions Grant 2020-2021

### Emergency Shelter

Applicant	Name of Program	Amount Awarded
Nevada Partnership for Homeless Youth	NPHY Emergency Shelter for Homeless Youth	\$ 43,000
Family Promise of Las Vegas	Family Stabilization and Housing Program	\$ 50,000
HELP of Southern Nevada	Shannon West Homeless Youth Center	\$ 75,000
Safe Nest: Temporary Assistance for Domestic Crisis, Inc.	Emergency Shelter for Domestic Violence Victims	\$ 91,199
S.A.F.E. House	Emergency Services Program	\$ 67,250
Shade Tree*	Emergency Shelter Services	\$ 79,493
		<b>\$ 405,942</b>

### Rapid Rehousing

Applicant	Name of Program	Amount Awarded
St. Jude's Ranch for Children	Homeless Youth Families	\$ 40,000
The Salvation Army	Rapid Rehousing	\$ 167,887
		<b>\$ 207,887</b>

CC Admin	\$	50,742
ES	\$	405,942
RRH	\$	207,887
HMIS	\$	12,000
<b>Total:</b>	<b>\$</b>	<b>676,571</b>

## Community Development Block Grant

### FY 2020-2024 CDBG Capital Improvement Plan Project List

Organization	Project Name	Allocation
<b>Clark County</b>		
St. Jude's Ranch for Children	Healing Center	\$ 3,000,000
Nevada Partnership for Homeless Youth	NPHY Outreach, Volunteer, and Operations (OVO) Center	\$ 893,275
Accessible Space, Inc.	Hastings House Capital Improvements	\$ 400,000
Clark County Parks & Recreation	Parkdale Park Basketball/Pool Renovation	\$ 476,913
Nevada Health Centers	Expansion of Nevada Health Centers' Martin Luther King Health Center	\$ 1,489,037
Lutheran Social Services of Nevada	JOURNEY Senior Services Center	\$ 1,784,377
Bridge Counseling Associates, Inc.	Bridge Adult Transitional Housing and Youth Residential Treatment Project	\$ 4,242,019
Jewish Family Services Agency	JFSA Building Enhancement	\$ 2,199,926
Family Promise of Las Vegas	The Family Promise of Las Vegas Family Navigation Center	\$ 4,300,000
Clark County Parks & Recreation	Laughlin Multigenerational Center	\$ 3,970,473
Nevada Partners, Inc./Culinary Academy of Las Vegas	Youth Empowerment Center and Hospitality Workforce Expansion	\$ 3,762,534
Clark County Dept. of Juvenile Justice	Sunrise Multi-Generational Community Center	\$ 3,243,980
<b>Total:</b>	<b>Estimated Yearly Allocation: \$8,043,928</b>	<b>\$ 29,762,534</b>
<b>Boulder City</b>		
St. Jude's Ranch for Children	Healing Center	\$ 695,120
Boulder City	Boulder City Senior Center Building Rehabilitation	\$ 150,000
<b>Total:</b>	<b>Estimated Yearly Allocation: \$241,318</b>	<b>\$ 845,120</b>
<b>Mesquite</b>		
Mesquite	Fire Station #3 Energy Efficiency Improvements	\$ 100,000
Mesquite	Mesquite Senior Center Improvements	\$ 75,000
Mesquite	Mesquite Recreation Center Energy Efficiency Improvements	\$ 170,000
Mesquite	Public Facility ADA Upgrades	\$ 35,000
Mesquite	Trail System Shade Structure Upgrades	\$ 95,000
Mesquite	Hafen Park Improvements	\$ 500,000
Mesquite	Mesquite Recreation Center Field Improvements	\$ 231,589
<b>Total:</b>	<b>Estimated Yearly Allocation: \$241,318</b>	<b>\$ 1,206,589</b>
<b>FY2020-2024 CDBG Grand Total</b>		<b>\$ 31,814,243</b>

[1] Boulder City uses a portion of its CDBG funds (15%) toward Public Service.

**i. Standard policies and procedures for evaluating individuals' and families' eligibility for assistance under Emergency Solutions Grant (ESG)**

Individuals and families eligible for emergency shelter housing funded by ESG funds must be homeless as defined by the General Definition of Homeless Individual, found in the Homeless Emergency Assistance and Rapid Transition to Housing (HEARTH Act) Section 103 [42 USC 11302]:

**(a) In general**

For purposes of this chapter, the terms “homeless”, “homeless individual”, and “homeless person” means— <sup>[1]</sup>

(1) an individual or family who lacks a fixed, regular, and adequate nighttime residence;

(2) an individual or family with a primary nighttime residence that is a public or private place not designed for or ordinarily used as a regular sleeping accommodation for human beings, including a car, park, abandoned building, bus or train station, airport, or camping ground;

(3) an individual or family living in a supervised publicly or privately operated shelter designated to provide temporary living arrangements (including hotels and motels paid for by Federal, State, or local government programs for low-income individuals or by charitable organizations, congregate shelters, and transitional housing);

(4) an individual who resided in a shelter or place not meant for human habitation and who is exiting an institution where he or she temporarily resided;

(5) an individual or family who—

(A) will imminently lose their housing, including housing they own, rent, or live in without paying rent, are sharing with others, and rooms in hotels or motels not paid for by Federal, State, or local government programs for low-income individuals or by charitable organizations, as evidenced by—

(i) a court order resulting from an eviction action that notifies the individual or family that they must leave within 14 days;

(ii) the individual or family having a primary nighttime residence that is a room in a hotel or motel and where they lack the resources necessary to reside there for more than 14 days; or

(iii) credible evidence indicating that the owner or renter of the housing will not allow the individual or family to stay for more than 14 days, and any oral statement from an individual or family seeking homeless assistance that is found to be credible shall be considered credible evidence for purposes of this clause;

(B) has no subsequent residence identified; and

(C) lacks the resources or support networks needed to obtain other permanent housing; and

(6) unaccompanied youth and homeless families with children and youth defined as homeless under other Federal statutes who—

(A) have experienced a long-term period without living independently in permanent housing,

(B) have experienced persistent instability as measured by frequent moves over such period, and

(C) can be expected to continue in such status for an extended period of time because of chronic disabilities, chronic physical health or mental health conditions, substance addiction, histories of domestic violence or childhood abuse, the presence of a child or youth with a disability, or multiple barriers to employment.

**(b) Domestic violence and other dangerous or life-threatening conditions**

Notwithstanding any other provision of this section, the Secretary shall consider to be homeless any individual or family who is fleeing, or is attempting to flee, domestic violence, dating violence, sexual assault, stalking, or other dangerous or life-threatening conditions in the individual's or family's current housing situation, including where the health and safety of children are jeopardized, and who have no other residence and lack the resources or support networks to obtain other permanent housing.

**(c) Income eligibility**

**(1) In general**

A homeless individual shall be eligible for assistance under any program provided by this chapter, only if the individual complies with the income eligibility requirements otherwise applicable to such program.

**(2) Exception**

Notwithstanding paragraph (1), a homeless individual shall be eligible for assistance under title I of the Workforce Investment Act of 1998 [29 U.S.C. 2801 et seq.].

**(d) Exclusion**

For purposes of this chapter, the term “homeless” or “homeless individual” does not include any individual imprisoned or otherwise detained pursuant to an Act of the Congress or a State law.

**(e) Persons experiencing homelessness**

Any references in this chapter to homeless individuals (including homeless persons) or homeless groups (including homeless persons) shall be considered to include, and to refer to, individuals experiencing homelessness or groups experiencing homelessness, respectively.

Clients assisted with ESG funds need to be entered into HMIS during client intake, agency must maintain a minimum HMIS data quality of 90%. Agencies solely providing emergency shelter to victims of domestic violence, stalking, sexual abuse, and trafficking are exempt. In those cases, a comparable database should be used that protects the identity and safety of clients.

Service providers who receive Department of Housing and Urban Development (HUD) funding through the Southern Nevada Continuum of Care and ESG who also primarily serve homeless individuals who are 18 years of age and older are required to participate in the Coordinated Intake process. Homeless individuals will be assessed through the centralized coordinated intake process. There are currently two major hubs for the intake process, Clark County Social Services, and also for homeless single veterans, the Veterans Administration Administrative Community Resource & Referral Center (CRCC). In particular, five Clark County Social Services hosts five locations and the Veteran’s Administration Community Resource & Referral center hosts the other hub. The main phone number is 702 455-4270. During intake homeless individuals will be assessed, evaluated, and referred to services if they are available and appropriate for the individual, through Clark County Social Services, the Continuum of Care, and/or other providers in the community. Homeless service providers who serve other types of

sub-populations such as families and youth will also be required to use the centralized coordinated intake process once it is implemented for that particular sub-population.

**ii. Standards for targeting and providing essential services related to street outreach**

Clark County is not planning to allocate ESG16/17 funds for Street Outreach activities.

**iii. Policies and procedures for admission, diversion, referral, and discharge by emergency shelters assisted under ESG, including standards regarding length of stay, if any, and safeguards to meet the safety and shelter needs of special populations, e.g., victims of domestic violence, dating violence, sexual assault, and stalking; and individuals and families who have the highest barriers to housing and are likely to be homeless the longest;**

**Homeless individuals/families** seeking shelter must be provided shelter. If there are no appropriate or available beds immediately available for the client at the location, he/she is seeking assistance, then the agency must collaborate with another provider to place client into another appropriate shelter.

Shelters must meet or exceed minimum habitability standards specified in CFR 576.403 that cover building structure and materials, access, space and security, interior air quality, water supply, sanitary facilities, thermal environment, illumination and electricity, food preparation, sanitary conditions, and fire safety.

There is no county-imposed limit on the length of stay. It is the discretion of the agency and program providing shelter services to set limits, if any, on the length of stay depending on the target population, client's barriers to obtain permanent housing, and other circumstances the client is facing.

Per HUD, sheltered families with children cannot be broken apart. If no shelter is available on-site, an alternative living arrangement must place the family together which may include placement at another shelter/ housing provider that can house families, or hotel-motel rooms (only in areas where no other appropriate shelter is available).

Providers should aim to have clients leave the program into a permanent and stable housing situation. This can be placement into supportive housing, or client may become self-sufficient and able to maintain his/her own housing with a stable source in income.

If client leaves the program and is not stably housed, all efforts should be made to place client into another more appropriate shelter/ housing situation.

**Vulnerable populations** seeking shelter need access to appropriate shelter that is safe, sanitary, and meets or exceeds minimum habitability standards. This population

includes victims of domestic violence, youth, people with special needs, the elderly, medically frail, mentally ill, and victims of human trafficking. Upon intake and if necessary, client may be referred and sheltered elsewhere in a more appropriate location. Emergency shelters that provide housing to victims of domestic violence must have an appropriate security system in place to protect housed victims of domestic violence from their perpetrators. Currently there are a few providers that offer emergency shelter beds and supportive services to these vulnerable populations. There is no time limit on their length of stay. Clients are not discharged back out to the street or into unsafe living conditions, but if necessary are referred to another appropriate housing program.

In addition to homeless clients seeking shelter, street outreach is conducted by local homeless providers including the Las Vegas Metropolitan Police Department to get homeless people located in places not meant for human habitation into emergency shelter or transitional/ permanent housing.

**iv. Policies and procedures for assessing, prioritizing, and reassessing individuals' and families' needs for essential services related to emergency shelter;**

ESG funds may be used to provide essential services to individuals and families who are in an emergency shelter. Essential services for participants of emergency shelter assistance can include case management, child care, education services, employment assistance and job training, outpatient health services, legal services, life skills training, mental health services, substance abuse treatment services, transportation, and services for special populations.

Based on the CoC's coordinated assessment system, ESG recipients shall be required to use that system to help determine an individual or family's need for emergency shelter or other ESG funded assistance.

ESG sub-recipients are responsible to assess an individual or family's initial need for emergency shelter and must re-assess their need on an ongoing basis to ensure that only those individual or families with the greatest need receive ESG-funded emergency shelter assistance. Shelters that serve families must serve all eligible families and may not refuse services based on the age of children or the size of the family.

Client re-assessment will take place at the participant level and at the service provider level. Clients meet with case managers throughout their participation in the program, and have regular progress evaluations. Clients have opportunity to provide assessment and feedback of programs as well.

Clients assisted with ESG funds are to be entered into HMIS during client intake and agency must maintain a minimum HMIS data quality of 90%. Agencies solely providing emergency shelter to victims of domestic violence, stalking, sexual abuse, and trafficking are exempt. In those cases, a comparable database should be used that protects the identity and safety of clients.

**Clients must be assisted to the maximum extent possible with connections to other programs** targeted to homeless people in the local Continuum of Care area, as well as mainstream housing, health, social services, employment, education and youth programs for which they may be eligible (see 576.4 Area-wide systems coordination, sections b and c for a full list). This includes CoC, HUD-VASH, Education for Homeless Children and Youth, Health Care for Homeless, Runaway and Homeless Youth, Homeless Veterans Reintegration, Section 8, Public Housing, HOME Investment Partnership, Workforce Investment Act, and TANF programs. When assisting vulnerable populations, services need to be tailored to address their special needs. Individualized case management is also highly encouraged.

To improve awareness of services, ESG funded agencies are required to attend training and meeting sessions on homeless services in the community. This includes the Mainstream Programs Basic Training, the SNRPC Committee on Homelessness meetings, and SOAR training.

**v. Policies and procedures for coordination among emergency shelter providers, essential services providers, homelessness prevention, and rapid re-housing assistance providers; other homeless assistance providers; and mainstream service and housing providers. See § 576.400(b) and (c) for a list of programs with which ESG-funded activities must be coordinated and integrated to the maximum extent practicable.;**

A centralized coordinated intake is in adopted by the Continuum of Care and in place in Southern Nevada for certain populations. Provider assisting those populations and assisted with ESG funds must participate in the centralized coordinated intake system. Providers are also required have their most recent information updated in Nevada 211. To improve collaboration and awareness of services, ESG funded agencies are required to attend training and meeting sessions on homeless services in the community.

Case management and intake staff are required to attend **Mainstream Programs Basic Training** classes which provide information on the local and federal resources and programs covering the following core topics include: Income Supports, Employment Services, Health Care, Legal Services, and Housing Resources. Specialized topics typically include: Veterans, Housing Resources, Employment Services/Income

Supports, Addictions & Mental Health, Homeless Youth/Young Adults and Families w/ Children, Human Trafficking, Senior Services/ HealthCare Services, Legal Services/ Financial Literacy, Domestic Violence, HIV/AIDS, and Services for Persons with Disabilities. Staff attending these classes must obtain proof of their attendance.

ESG subrecipients on the director or management level are highly encouraged to attend a minimum of 5 Southern Nevada Homelessness Continuum of Care (SNH CoC) Board meetings per year.

One staff member from each ESG funded program providing direct supportive services to is highly encouraged to complete SSI/SSDI, Outreach, Access, and Recovery **(SOAR) training** within 18 months of the date their assistance agreement for ESG funds is fully executed. Outcomes should be reported to SNH COC Board staff **at least** once per year. SOAR training, a national project funded by Substance Abuse and Mental Health Services Administration (SAMHSA) is available for direct service workers who once trained, understand Disability Determination Services and Social Security Administration's requirements and appropriate documentation needs. SOAR training helps to decrease the time to issue determinations and reduces the need for appeals. This is highly beneficial for eligible adults who are homeless or at risk of homelessness and have a mental illness and/or co-occurring substance abuse disorder which are also populations that face significant barriers to seeking stable affordable permanent housing.

**vi. Policies and procedures for determining and prioritizing which eligible families and individuals will receive homelessness prevention assistance and which eligible families and individuals will receive rapid re-housing assistance;**

**Intake and HMIS:** Subrecipients are required to use HMIS during client intake and also complete the Housing Needs Assessment matrix when conducting client intake for homeless prevention or rapid re-housing assistance. Clients seeking homeless prevention or rapid re-housing assistance will also need to complete the Homeless Prevention Consortium Supplemental Application for Rent and/or Utility Assistance. Criteria must be supported by documentation that has been copied and uploaded into the electronic file in HMIS and stored in the client's paper file.

**Homeless Prevention: Eligible participants** are individuals/families with incomes below 30% Area Median Income, at risk of becoming homeless and moving into an emergency shelter or a place not meant for human habitation. All assisted individuals/families must meet eligibility criteria as outlined at 576.103 Homeless Prevention Component in Interim Rule. Participants are eligible if they meet the HUD definition of "at risk of homelessness", or who meet the criteria in paragraph 2, 3, or 4 of



the homeless definition AND have an annual income below 30% of area median family income or receive the appropriate score from the Clark County Social Service Community Housing Assessment Tool (CHAT). Those who meet the HUD criteria of eligibility and who score over 20 points on the Housing Needs Assessment matrix will receive priority for assistance over other eligible persons.

**Rapid Re-housing: Eligible participants** need to be literally homeless. To be eligible beneficiaries must meet the definition of homelessness under paragraph 1 of the “homeless definition” defined by the ESG interim rule, or meet criteria under paragraph 4 of homeless definition AND live in an emergency shelter or other place described in paragraph 1 of homeless definition. Clients eligible under the HUD definition of literally homeless and who score over 30 points on the Housing Needs Assessment matrix or receive the appropriate score from the Clark County Social Service Community Housing Assessment Tool (CHAT) will receive priority over other eligible persons.

**vii. Standards for determining what percentage or amount of rent and utilities costs each program participant must pay while receiving homelessness prevention or rapid re-housing assistance;**

**viii. Standards for determining how long a particular program participant will be provided with rental assistance and whether and how the amount of that assistance will be adjusted over time;**

**ix. Standards for determining the type, amount, and duration of housing stabilization and/or relocation services to provide to a program participant, including the limits, if any, on the homelessness prevention or rapid re-housing assistance that each program participant may receive, such as the maximum amount of assistance, maximum number of months the program participant receive assistance; or the maximum number of times the program participant may receive assistance.**

## **HOMELESS PREVENTION**

### **RENTAL ASSISTANCE TO PREVENT EVICTION (under homeless prevention):**

All clients will complete the Homeless Prevention Consortium Housing Needs Assessment Matrix and the Supplemental Application for Rent and/or Utility Assistance. Clients eligible under the HUD definition of at risk of homelessness and who score over **20** points on the matrix or receive the appropriate score from the Clark County Social Service Community Housing Assessment Tool (CHAT) will receive priority over other eligible persons who are at risk of homelessness. HUD requires clients receiving assistance for homeless prevention to be re-evaluated at least once every three months.

Furthermore, the following local conditions apply:

**Short-term rent (1-3 months of assistance allowed at 100% rate of rent)**

1. The household will actively engage in a Housing Stabilization Plan, the goal of which will be to either increase income and/or reduce expenses such that the rental cost is no more than 80% of the household's net income;
2. The client household will agree to participate in case management and other activities designed to improve their ability to remain stably housed.
3. The initial assistance must have been necessary to avoid eviction (eviction notice/ notice to quit letter required), or to avoid or reduce an unnecessary episode of homelessness of the household;
4. Rental assistance may not be provided to a program participant receiving rental assistance from other public sources (except for 6 months arrears);
5. Rental rates must not exceed the Fair Market Rent specified for household size and rental rates must comply with HUD's rent reasonableness.
6. Any housing units constructed before January 1, 1978 will be assessed for lead based paint hazards.
7. Housing unit must meet minimum habitability standards specified in 576.403(c).
8. Each household receiving rental assistance must have a legally binding, written lease (between the owner and participant household) for the rental unit in their name.
9. Agency must have a rental assistance agreement in place with the party to which payments are being made which must set forth the terms under which rental assistance will be provided.
10. Arrears (no more than 6 months) must be paid off first to bring the balance to zero.. Payment of rental arrears can only be a one-time payment up to 6 months including any late fees on those arrears. Late fees for subsequent months will not be paid with ESG funds.
11. Unit owners must be paid on a timely basis in accordance with the rental assistance agreement. Any late payment penalties that are incurred must be paid by subrecipient or household (with non-ESG funds).
12. The household will be "re-evaluated" for income eligibility no later than the 20th day at the end of the 3rd month. At re-evaluation, household income cannot exceed 30% of AMI, otherwise financial assistance will cease.

13. A second and third issuance of rental assistance can be considered when the household demonstrates compliance with and progress on the Housing Stability Plan.

14. If at the third month “re-evaluation” and assessment finds that the client needs additional assistance, and if the household demonstrates compliance with and progress on the Housing Stability Plan, and if client continues to meet income qualifications, client may proceed to receive medium term rent assistance (4-13 months of assistance). Client must continue to be “re-evaluated” every three months.

**For medium term rent (4-13 months of assistance)**

Up to 100% of the fourth month of rent may be paid. Months 5-13 may be paid at a rate of 75% of rent.

1. Priority will be given to households who score 20 points or more on the Housing Needs Assessment Matrix or receive the appropriate score from the Clark County Social Service Community Housing Assessment Tool (CHAT) and who may need more than 3 months to stabilize;

2. The household will continue to actively engage in a Housing Stabilization Plan, the goal of which will be to either increase income and/or reduce expenses such that the rental cost is no more than 80% of the household’s net income;

3. The household will be re-assessed monthly, no later than the 20th day of each month. Each additional 4-12th month of rental assistance can be considered when the household demonstrates compliance with and progress on the Housing Stability Plan.

**HOUSING RELOCATION AND STABLIZATION SERVICES FINANCIAL ASSISTANCE:**

Eligible expenses under this category include: rental application fees, last month’s rent, security deposits, moving costs, utility deposits, and utility payments.

**Housing relocation & stabilization services relating to rent**

Financial assistance

1. If necessary, to relocate to another affordable housing unit, security deposits may be paid but must equal no more than 2 months of rent.

2. If necessary, as a component of relocation to affordable housing, moving costs may be allowed on a case by case basis as allowed by the ESG Interim Regulation: 24 CFR 576.105. Eligible costs are truck rentals, hiring a moving company, and temporary

storage fees for up to 3 months. Fees must be reasonable and occur after client intake and before the new move into a more affordable home.

3. If necessary, to relocate and obtain new housing for household, last month's rent (of new housing unit) may be paid. Assistance must not exceed one month's rent.

### **MAXIMUM PERIOD AND TIMES OF ASSISTANCE:**

Any combination of *rental assistance* which includes short- and medium-term rental assistance (including arrears) AND security deposits and last month's rent (both eligible under housing relocation & stabilization services financial assistance) may not exceed *13 months* total during any 3-year period.

#### Rental assistance

- The maximum *times* a participant can receive non-consecutive short/ medium term *rental assistance* is 3 times per 13-month period. Rental arrears are the exception and are limited to 1-time assistance, per participant, within a 3-year period.

#### Housing relocation & stabilization services financial assistance costs (relating to rent)

- Rental application fees, security deposits, and last month's rent are limited to 1-time assistance, per participant, per service, within a 3-year period.
- Security deposits cannot exceed 2 months of rent.
- Last month's rent may not exceed 1 month of rent.

### **Assistance with Essential Utilities**

#### **Eligible under Housing Relocation & Stabilization Services- financial assistance**

All clients will complete the Homeless Prevention Consortium Housing Needs Assessment Matrix or receive the appropriate score from the Clark County Social Service Community Housing Assessment Tool (CHAT) and the Supplemental Application for Rent and/or Utility Assistance (1-13 months of assistance allowed).

Eligible utility services are gas, electric, water, and sewage.

1. Eligible households/ individuals must be individuals/families with incomes below 30% Area Median Income, at risk of becoming homeless and moving into an emergency shelter or a place not meant for human habitation. All assisted individuals/families must

be evaluated and meet eligibility criteria as outlined at 576.103 Homeless Prevention Component in Interim Rule. Participants are eligible if they meet the HUD definition of “at risk of homelessness”, or meet the criteria in paragraph 2, 3, or 4 of the homeless definition AND have an annual income below 30% of area median family income.

2. Priority will be given to households that score over 20 points on the Housing Needs Assessment Matrix;

3. The utility is for a service at a housing unit leased or otherwise contracted to the assisted household. Housing unit must also meet minimum habitability standards specified in 576.403(c).

4. Household must provide documentation that they will be losing their housing (eviction letter) and is also to receive rental assistance to avoid homelessness.

5. Utility service must be in client’s name and at the address they are living at and obtaining rental assistance.

6. Households with a shut off notice of utilities shall be assisted to bring the past due amount to a zero balance, provided utilities are no more than six (6) months in arrears and shall be considered for rental assistance in that or the following month.

7. If the household has an Eviction Notice, they can be assisted with rent arrears and utilities arrears.

8. The client file must contain evidence that the household has applied for assistance from one or more of the Energy Assistance Programs administered through the Division of Welfare and Supportive Services of the State of Nevada or through the United Way of Southern Nevada, or other public programs available for assistance with utility payments;

9. Up to 13 months of utility payments per household, per service, including up to 6 months of arrearages, per service is allowed. Arrears must be paid as a one- time payment.

**Housing relocation and stabilization financial assistance costs (relating to utilities)-**

**Maximum period and times of assistance for utility related assistance:**

- The maximum times a participant can receive non-consecutive utility assistance for monthly utility bill payments is 3 times per 13-month period, per service.

- The maximum period a participant can receive utility assistance is 13 months within a 3-year period. The exception is arrears. Utility arrear payments of up to 6 months are allowed per participant, per service, within a 3-year period.
- Deposits are limited to 1-time assistance per participant, per service, per 3 years.

### **RAPID RE-HOUSING**

All clients will complete the Housing Needs Assessment Matrix and the Supplemental Application for Rent and/or Utility Assistance. Eligible participants need to be literally homeless. Participants must meet the *definition of homelessness under paragraph 1* of the “homeless definition” defined by the ESG interim rule, *or meet criteria under paragraph 4 of homeless definition AND* live in an emergency shelter or other place described in paragraph 1 of homeless definition.

Clients eligible under the HUD definition of literally homeless and who also score over **30** points on the matrix will receive priority over other eligible persons. HUD requires clients receiving assistance for rapid re-housing to be re-evaluated at least once per year, however, on a local basis, additional assessments are required (see below).

### **RENTAL ASSISTANCE FOR HOMELESS**

Generally, restrictions are similar to the rent and utility restrictions under Homeless Prevention; except that the maximum number of months client can be assisted is 15 months, per 3-year period, under rapid re-housing.

#### **Short-term rent (1-3 months of assistance allowed at 100% rate of rent)**

1. The household should score over 20 points on the Housing Needs Assessment Matrix. Highest priority will be given to clients scoring over 30 points;
2. The household will actively engage in an intensive case management plan, the goal of which will be to either increase income and/or reduce expenses such that the rental cost is no more than 80% of the household’s net income;
3. The household will be “re-evaluated” for eligibility at the end of the third month, not later than the 20th day of each month. At re-evaluation, household income cannot exceed 30% of AMI, otherwise financial assistance will cease.
4. Rental assistance may not be provided to a program participant receiving rental assistance from other public sources.

5. Rental application fees are eligible for ESG reimbursement (under housing relocation & stabilization services).
6. Security deposits may be paid but must equal no more than 2 months of rent (eligible under housing relocation & stabilization services).
7. If necessary, to obtain housing for household, last month's rent (of new move housing unit) may be paid. Assistance must not exceed one month's rent (eligible under housing relocation & stabilization services).
8. Up to 6 months of arrears are allowed by HUD including any late fees, but must be one-time payment, per participant, per service.
9. Each household receiving rental assistance must have a legally binding, written lease (between the owner and participant household) for the rental unit in their name.
10. Agency must have a rental assistance agreement in place with the party to which payments are being made which must set forth the terms under which rental assistance will be provided.
11. The housing unit where the household will reside must be affordable to the household. Rental rates must not exceed the Fair Market Rent specified for household size and rental rates must comply with HUD's rent reasonableness.
12. Any housing units constructed before January 1, 1978 will be assessed for lead-based paint hazards.
13. Housing unit must meet minimum habitability standards specified in 576.403(c).
14. The first issuance of rental assistance can be up to 100% of the upcoming month rent. Rent must be paid on a timely basis, in the case that any late fees are incurred in the new housing situation, those fees will not be paid with ESG funds;
15. A second and third issuance of rental assistance can be considered when the household demonstrates compliance with and progress on intensive case management Plan.
16. If necessary, client receiving short term assistance, who receives 30 points or more on the Housing Needs Assessment Matrix upon the third month re-evaluation including income eligibility or receives the appropriate score from the Clark County Social Service Community Housing Assessment Tool (CHAT), may proceed to receive medium-term rent assistance (4-15 months of assistance). Client will continue to be re-assessed on a monthly basis.

**Medium term rent (4-15 months of assistance):**

**Month 4 can be paid at up to 100%, thereafter months 5-15 can be paid at 75%.**

1. Priority will be given to households who score a minimum of 25 points on the Housing Needs Assessment Matrix or receives the appropriate score from the Clark County Social Service Community Housing Assessment Tool (CHAT) and who need more than 3 months to acquire long term housing;
2. The household will actively engage in an intensive case management plan, the goal of which will be to either increase income and/or reduce expenses such that the rental cost is no more than 80% of the household's net income;
3. The household will be "re-evaluated" for eligibility monthly, not later than the 20th day of each month.

### **HOUSING RELOCATION AND STABILIZATION SERVICES FINANCIAL ASSISTANCE**

Eligible expenses under this category include: rental application fees, last month's rent, security deposits, moving costs, utility deposits, and utility payments.

#### **Housing relocation & stabilization services relating to rent:**

##### Financial assistance

- If necessary, to move to an affordable housing unit, security deposits may be paid but must equal no more than 2 months of rent.
- If necessary, to obtain housing for household, last month's rent (of new housing unit) may be paid. Assistance must not exceed one month's rent.

#### **MAXIMUM PERIOD AND TIMES OF ASSISTANCE:**

Any combination of *rental assistance* which includes short- and medium-term rental assistance (including rental arrears) AND security deposits and last month's rent (both eligible under housing relocation & stabilization services financial assistance costs) may not exceed *15 months* during any 3-year period.

##### Rental assistance

- The maximum *times* a participant can receive non-consecutive short/ medium term *rental assistance* is 3 times per 15-month period. Rental arrears are the exception and are limited to 1-time assistance, per participant, within a 3- year period.

##### Housing relocation & stabilization services financial assistance costs (relating to rent)



- Rental application fees, security deposits, and last month's rent are limited to 1-time assistance, per participant, per service within a 3-year period.
- Security deposits cannot exceed 2 months of rent.
- Last month's rent may not exceed 1 month of rent.

### **Assistance with Essential Utilities**

#### **Eligible under Housing Relocation and Stabilization services**

All clients will complete the Housing Needs Assessment Matrix and the Supplemental Application for Rent and/or Utility Assistance. Clients eligible the HUD definition of literally homeless and who score over **30** points on the matrix or receives the appropriate score from the Clark County Social Service Community Housing Assessment Tool (CHAT). will receive priority over other eligible persons.

Generally, restrictions are similar to the rent and utility restrictions under Homeless Prevention except that the maximum number of months client can be assisted is 15 months with rapid re-housing within a 3-year period.

1. Priority to households who score over 30 points on the Housing Needs Assessment Matrix or receives the appropriate score from the Clark County Social Service Community Housing Assessment Tool (CHAT).;
2. Up to 15 months of utility payments per participant, per service, including up to 6 months of arrearages, per service is allowed (must pay arrear as a one-time payment). Eligible utility services are gas, electric, water, and sewage. Household is also to receive assistance with rent in order to stabilize.
3. The assisted households 'existing arrears (of only up to 6 months) will need to be paid off first to bring their past due balance to zero. After the payment of any arrearages, client may receive utility assistance for new utility charges.
4. Utility deposits to pay a standard utility deposit required by utility company are an eligible ESG expense (under housing relocation & stabilization services).
5. The utility is for a service must be at a housing unit leased or otherwise contracted to the assisted household.
6. The client file must contain evidence that the household has applied for assistance from one or more of the Energy Assistance Programs administered through the Division of Welfare and Supportive Services of the State of Nevada or through the United Way of Southern Nevada, or another public programs available for assistance with utility payments;

**Maximum period and times of assistance: Housing relocation and stabilization financial assistance costs relating to utilities-**

- The maximum times a participant can receive non-consecutive utility assistance with monthly utility bill payments is 3 times per 15-month period, per service.
- The maximum period a participant can receive utility assistance is 15 months within a 3-year period. The exception is arrears. Utility arrear payments (of up to 6 months) and deposits are limited to 1-time assistance, per service, per 3-year period.
- Deposits are limited to 1-time assistance, per participant, per service, per 3 years.

**ix. Standards for determining the type, amount, and duration of housing stabilization and/or relocation services to provide to a program participant, including the limits, if any, on the homelessness prevention or rapid re-housing assistance that each program participant may receive, such as the maximum amount of assistance, maximum number of months the program participant receive assistance; or the maximum number of times the program participant may receive assistance:**

All clients will complete the Housing Needs Assessment Matrix. Clients eligible under the HUD definition of at risk of homelessness and who score over 20 points on the matrix or receives the appropriate score from the Clark County Social Service Community Housing Assessment Tool (CHAT). will receive priority for homeless prevention assistance over other eligible persons who are at risk of homelessness. Clients eligible under the HUD definition of literally homeless and who score over 30 points on the matrix or receives the appropriate score from the Clark County Social Service Community Housing Assessment Tool (CHAT). will receive priority for rapid re-housing assistance over other eligible persons.

Those scoring higher points are in a higher need of the most extensive type of assistance. The type of housing relocation/ stabilization services provided to program participant will depend on his/her need as assessed by case manager.

**Limits on housing stabilization and relocation services:**

**Housing Stabilization & Relocation Services financial assistance** policies and procedures addressed above in detail. This includes *rental application fees, security deposits, last month's rent, utility deposits, utility payments and moving costs.*

There will be **no maximum monetary amount** of assistance established per client as long as expenses are reasonable and comply with fair market costs.

**Under Homeless Prevention:** Any combination of *rental assistance* which includes short- and medium-term rental assistance and rental arrears, *housing relocation & stabilization services financial assistance costs* which includes security deposits, and last month's may not exceed **13 months during any 3-year period.**

- The maximum times a participant can receive non-consecutive **rental assistance** is 3 times per 13-month period. Arrears are the exception, which are limited to a one-time payment, per service.
- Rental application fees, security deposits, and last month's rent are limited to a one-time payment, per service, per 3 -years.
- Security deposits cannot exceed 2 months of rent.
- Last month's rent may not exceed 1 month of rent.
- The maximum times a participant can receive non-consecutive utility assistance for monthly utility bill payments are 3 times per 13-month period, per service.
- Utility arrear payments (of up to 6 months) per participant, per service, per 3-year period.
- Deposits are limited to 1-time assistance per participant, per service, per 3 year period.

**Under Rapid Re-Housing** Any combination of *rental assistance* which includes short- and medium-term rental assistance and rental arrears, *housing relocation & stabilization services financial assistance costs* which includes security deposits, and last month's **may not exceed 15 months during any 3-year period.**

- The maximum times a participant can receive non-consecutive rental assistance is 3 times per 15-month period.
- Arrears are the exception, (rental application fees, security deposits, and last month's rent)  
which are limited to a one-time payment, per service, per 3-year period.
- Security deposits cannot exceed 2 months of rent.
- Last month's rent may not exceed 1 month of rent.
- Utility arrear payments (of up to 6 months) and deposits are limited to 1-time assistance, per service, per 3-year period.

**Note on moving costs:** eligible costs are for moving expenses, such as truck rental or hiring a moving company. Assistance may include payment of temporary storage fees for up to 3 months as long as fees are accrued after the program participant begins receiving ESG assistance. Fees must be reasonable and occur after client intake and before the new move into a more affordable home. Moving and storage costs are limited to one-time assistance per client household per 3-year period.

**Housing stabilization and relocation service costs** include: housing search and placement, housing stability case management, mediation, legal services, and credit repair.

1. Housing stability case management is limited to 24-months during the period the program participant is living in permanent housing.
2. All other service costs are limited to 13-months per 3-year period on service costs assistance for program participants receiving homeless prevention assistance, and 15 months per 3-year period months for program participants receiving rapid re-housing assistance.

## **HOUSING FIRST, LOW BARRIER HOUSING, AND COORDINATED INTAKE**

### **Housing First**

Housing First is a model of housing assistance that prioritizes rapid placement and stabilization in permanent housing that does not have service participation requirements or preconditions (such as sobriety or a minimum income threshold). It is an approach to:

1. Quickly and successfully connect individuals and families experiencing homeless to permanent housing;
2. Without barriers to entry, such as sobriety, treatment or services participation requirements; or
3. Related preconditions that might lead to the program participant's termination from the project.
4. Supportive services are offered to maximize housing stability and prevent returns to homelessness as opposed to addressing predetermined treatment goals prior to permanent housing entry; however, participation in supportive services is based on the needs and desires of program participants.

Please refer to the handout Housing First in Permanent Supportive Housing located at [www.hudexchange.info/resource/3892/housing-first-in-permanent-housing-brief/](http://www.hudexchange.info/resource/3892/housing-first-in-permanent-housing-brief/) for more information.

## Low Barrier Programming

Many well-meaning homeless programs have entry requirements that act as a barrier to services and housing placement, leaving out our most vulnerable and chronic homeless unable to access services. Low Barrier Housing is housing in which a minimum number of expectations are placed on people who wish to live there. The aim is to have as few barriers as possible to allow more people access to services. Low barrier programs typically follow a harm reduction philosophy which focuses on the risks and consequences of a particular behavior, rather than on the behavior itself. With regard to housing, harm reduction means that tenants have access to services to help them address their substance use issues. It is based on the understanding that recovery is a long process, and that users need a stable living arrangement in order to increase the likelihood for success in overcoming their addictions. The focus centers on being healthier rather than on the unrealistic goal of being perfectly healthy right away.

Community stakeholders should develop a common set of eligibility criteria for local housing systems and that the criteria should be as “low threshold” as possible so that chronic and vulnerable homeless people can easily access housing.

The following are some common eligibility and continued stay criteria for emergency and permanent housing for clients:

- Homeless
- Age 18 or older
- Ambulatory and not requiring hospital or nursing home care
- Agree to be nonviolent
- Agree to not use or sell drugs or illegal substances on the premises
- Agree to treat other clients, staff, and the property with respect
- Agree to obey fire and other safety regulations.

Perhaps just as important are criteria the campaign recommends that providers NOT include when determining eligibility:

- Sobriety and/or commitment to be drug free
- Requirements to take medication if the client has a mental illness
- Participation in religious services or activities
- Participation in drug treatment services (including NA/AA)
- Proof of citizenship
- Identification

- Referral from the police, hospital, or other service provider (as opposed to self-referrals)
- Payment or ability to pay (though saving plans are encouraged)
- Complete a period of time in a transitional housing, outpatient, inpatient, or other institutional setting/treatment facility
- Maintain sobriety or abstinence from alcohol and/or drugs
- Comply with medication
- Achieve psychiatric symptom stability
- Show willingness to comply with a treatment plan that addresses sobriety, abstinence, and/or medication compliance
- Agree to face-to-face visits with staff

### **Coordinated Intake**

According to the U.S. Department of Housing and Urban Development (HUD) 24CFR 578.7(a)(8), in consultation with recipients of Emergency Solutions Grants program funds within the geographic area, the Continuum of Care must establish and operate either a centralized or coordinated assessment system that provides an initial, comprehensive assessment of the needs of individuals and families for housing and services. The Continuum must develop a specific policy to guide the operation of the centralized or coordinated entry system on how its system will address the needs of the individuals and families who are fleeing, or attempting to flee, domestic violence, dating violence, sexual assault, or stalking, but who are seeking shelter or services from nonvictim service providers. This system must comply with any requirements established by HUD by notice.

Coordinated Intake (CI) is Southern Nevada's strategy for a more efficient system to help people experiencing homelessness to access housing services. This has proven to be an effective way to assess people for multiple programs throughout the community and match them to appropriate housing in the community as it becomes available. CI allows providers to focus their time and resources on providing direct services to clients and improves the coordination of shelter and housing services. Information about this coordinated intake system can be found at <http://helphopehome.org/coordinated-intake/>

EXHIBIT "A"

DIRECT SERVICE PROGRAM INCOME ELIGIBILITY CRITERIA

HUD SECTION 8 GUIDELINES

INCOME NOT TO EXCEED			
FAMILY SIZE	LOW INCOME (80%)	VERY LOW INCOME (50%)	EXTREMELY LOW INCOME (30%)
1	\$39,050 or less	\$24,400 or less	\$14,650 or less
2	\$44,600 or less	\$27,900 or less	\$16,750 or less
3	\$50,200 or less	\$31,400 or less	\$18,850 or less
4	\$56,750 or less	\$35,850 or less	\$20,900 or less
5	\$60,250 or less	\$37,650 or less	\$22,600 or less
6	\$64,700 or less	\$40,450 or less	\$24,250 or less
7	\$69,150 or less	\$43,250 or less	\$25,950 or less
8	\$73,600 or less	\$46,050 or less	\$27,600 or less

Effective April 24, 2019. Source: <https://www.huduser.gov/portal/datasets/il.html>

Median Family Income for a family of four in FY 2019 in Clark County is \$67,800.

A low-income household means a household having an income equal to or less than the Section 8 low income limit established by HUD. A very low-income household means a household having an income equal to or less than the Section 8 very low-income limit established by HUD at 50 percent of median household income. An extremely low-income household means a household whose income is 30 percent or less of the Median Family Income adjusted for family size.

Information provided by the United States Department of Housing and Urban Development, effective April 24, 2019.

# Citizen Participation Plan

## Introduction

The purpose of the Consortium Citizen Participation Plan for the HUD Consolidated Plan (HCP) is to encourage participation by all citizens, especially very low- and low-income persons, and particularly those living in blighted areas and areas where CDBG funds may be used. Predominantly low- and moderate-income neighborhoods are those where at least 51% of the population has income at or below 80% of the area median income. Participation includes minorities and non-English speaking persons, and persons with mobility, visual and hearing impairments. In addition, consultation is undertaken with public housing authorities and their residents. The following guidelines provide the steps that are taken by the Consortium and the respective jurisdictions to maximize citizen participation in the development of the HCP and in the allocation of funds.

A portion of the Citizen Participation Plan describes the respective community participation processes developed to ensure an atmosphere of open communication and cooperation between the Consortium, local organizations and businesses, and individual citizens concerned with the health and vitality of their communities, neighborhoods, and homes.

## Access to Information

To ensure that citizens and interested groups have access to information that may have an impact on their particular community interests, the following information is available:

- Annual Action Plans
- Five-Year Consolidated Plan
- Consolidated Annual Performance and Evaluation Report

## Anti-Displacement

It is the policy of the Consortium to discourage displacement by encouraging non-profit subrecipients to purchase vacant dwellings or dwellings where preliminary tenant surveys indicate eligibility under HOME program. In cases where displacement occurs, the CDBG and HOME Consortium members will follow the requirements of Uniform Relocation Act. Levels of assistance are consistent with the requirements of the Uniform Relocation Act.

## Publishing the Plan

Each public meeting shall be posted and advertised in accordance with the Nevada Open Meeting Law and HUD participation requirements. Sufficient advance notice for each of the hearings will be provided. The Consortium will utilize local newspapers, including the Las Vegas Review Journal and El Tiempo to publish a summary of the HUD Consolidated Plan. This summary will describe the contents and purpose of the plan and will include where/how the plan may be examined.

## Public Hearings

As required by federal regulations, at least two community-wide public hearings will be held on the Consolidated Plan process, programs covered by the Plan, and to hear comments and concerns on housing and community development needs. One hearing will be held during the development of the draft plan, before its publication for public comment. The second public hearing will be held during the public



comment period. The hearings will address housing and community development needs and the proposed activities.

Additionally, in an effort to offer a variety of avenues for public participation, designed to accommodate a range of cultural, communications and learning styles, the following participation opportunities may be offered:

1. *Interactive Workshops*

A series of interactive workshops may be held in various locations throughout the Consortium. Locations will be selected that ensure accessibility for low-income residents, the disabled, seniors, and based upon geographic eligibility to receive funds. Each session will cover the following topics:

- Orientation to the Consolidated Plan process;
- Review of the programs covered by the Consolidated Plan, the range of activities eligible under those programs, and the amount of funding anticipated being available.
- Review of how the Consortium has employed the resources available to it in addressing the community's housing and community development needs;
- Opportunity for citizens to identify local housing and community development needs and issues, with particular emphasis on new or emerging needs;
- Prioritizing among needs and issues; and
- Identifying additional resources, the community may leverage to complement or coordinate with state and federal resources.

2. *Participation in working groups*

A jurisdiction or the Consortium may elect to form one or more small working groups, focusing on specific topics, as part of its Consolidated Plan process. Participation of citizens in these groups will be encouraged.

3. *Internet Access*

The Citizen Participation Plan, the Consolidated Plan, Annual Action Plans, and Performance Reports will be available to citizens through the Clark County website.

Printed versions of all documents will be made available upon request.

### **Access to Meetings**

Meetings will be located convenient to public transportation, in facilities with handicapped access. The Consortium will provide translation services during meetings for non-English speaking residents, as appropriate.

### **Public Comment Period**

The HCP participation process will provide a 30-day comment period to allow Consortium citizens to read the proposed HCP and to formulate comments regarding its specific objectives. Draft copies of the HCP will be made available on the Internet at:

<http://www.accessclarkcounty.com>.

A reasonable number of complimentary copies will be made available upon request to concerned citizens or assisting agencies. Citizen input provided verbally and in writing will be included in the HCP public

comment section. A copy of citizen comments and views will be incorporated in the HCP, and, if applicable, the respective reasons for the non-inclusion of suggested revisions into the final document.

### **Performance Reports**

Consolidated Annual Performance and Evaluation reports (CAPER) are made available to the public for a 15-day review period prior to their submittal to HUD. Notices are published in local newspapers and mailed to interested parties. All citizens' comments, either in writing or presented orally at public hearings, are incorporated into the performance reports.

### **Plan Availability and Timely Notification**

Copies of the HUD Consolidated Plan will be made available on the Internet and may be available at appropriate government offices in each of the jurisdictions and online at <http://www.accessclarkcounty.com>.

The Consortium will provide timely notification by adhering to all posting requirements in compliance with the Nevada Open Meeting Law.

1. *Newspaper Coverage*

At a minimum, space will be purchased to publish announcements and required summaries in a newspaper of general citywide circulation. When appropriate, multiple newspapers may be used, including local non-daily publications, and papers serving minority communities. Display advertisements as well as legal advertisements may be used.

2. *Direct Mail*

The HCP Consortium will create and maintain a master email list of persons and organizations interested in receiving information about the Consolidated Plan. Persons on the email list will receive notice of availability of the Citizen Participation Plan, announcements of interactive workshops and public hearings, and notices pertaining to availability of funding applications, the draft Consolidated Plan, the Annual Action Plan, and performance reports.

3. *Other Media*

The Consortium will prepare, as needed, Public Service Announcements (PSAs) and press releases about interactive workshops and public hearings and provide them to broadcast television and radio stations for their use. PSAs will also be used to recruit citizen participation in working groups and to announce the availability of the Consolidated Plan, Annual Action Plans or performance reports for public comment.

### **Access to Records**

Each of the Consortium jurisdictions will provide reasonable public access to information and related records from the preceding five years.

### **Technical Assistance**

Each of the Consortium jurisdictions will provide technical assistance, upon request, to qualified very low- and low-income groups in developing proposals for funding under any of the programs covered by the HCP. The respective jurisdictions will each determine the level and type of assistance to be provided.

The Consortium will provide needed technical assistance at public meetings, to citizens and their representative groups, concerning the HCP process and the public comment portion of the plan. This assistance will include:

- Providing grant applications and instructions for completion of each for the respective jurisdictions
- Providing staff assistance in completing and responding to questions that may arise out of the development process.

### **Available Documents**

The following documents will be available for public viewing and download at the Clark County Community Resources Management Division website at [www.clarkcountynv.gov](http://www.clarkcountynv.gov):

1. The HCP Consortium HUD Consolidated Plan and Annual Action Plans
2. Consolidated Annual Performance and Evaluation Report (CAPER)
3. Community Development Advisory Committee Meeting Agendas and Minutes

The following documents will be available at Clark County Social Service Community Resources Management unit at 1600 Pinto Lane, Las Vegas, NV 89106:

1. Project Environmental Review Records
2. Mailings and promotional materials
3. Records of public hearings
4. Regulations governing the programs

### **Community Comments and Complaints**

The Consortium will solicit input from very low- and low-income persons, particularly those living in blighted areas and where CDBG funds are proposed to be used. Input will be solicited from minorities and non-English speaking persons and persons with mobility, visual or hearing impairments. The HCP consultation process will include input from public housing authorities and their residents.

Public comments received, in writing or orally at the public hearings, will be reviewed by the Consortium's respective jurisdictions to determine if any action is needed. If a response is deemed necessary, the respective jurisdictions will provide a written response to the citizen. A summary of all comments and responses received during the public comment and plan development period will be included in the HUD Consolidated Plan.

If the Consortium receives a written citizen complaint related to the HUD Consolidated Plan development of the citizen participation plan, or to the amendments and performance report, the complaint will be reviewed, summarized and responded to within 15 working days by the Consortium.

### **Amendments**

The criteria for Non-Substantial Amendments and Substantial Amendments are defined as follows:

- Non-Substantial Amendments – Either the termination, addition or change of any planned or actual activity in an amount of \$499,000 or less, or a change in location of any planned or actual activity within a five-mile radius from the original site.

➤ **Substantial Amendments**

Either the termination, addition or change of any planned or actual activity in an amount equal to or greater than \$500,000 or a change in location of any planned or actual activity outside a five-mile radius from the original site or any project not previously included in the Annual Action Plan.

Before a Substantial Amendment can be implemented, the respective jurisdiction must provide citizens with a reasonable notice utilizing local newspapers with at least 15 days to comment. The respective jurisdiction shall consider all citizen comments received and attach a summarized evaluation of acceptable and unacceptable comments to the Substantial Amendment.

**Adoption of the Citizen Participation Plan**

The HCP shall be approved by the respective Board of County Commissioners and City Councils after the agenda item is legally posted and copies of the HUD Consolidated Plan are made available to the public. The Consortium will provide digital copies to the respective jurisdictions for public review, and will make digital copies available to the Southern Nevada regional Housing Authority.

**Citizen Participation Specific to Jurisdictions**

Urban County Consortium CDBG and ESG Citizen Participation Process

Under the Cooperative Agreement for Housing and Community Development, Clark County, the cities of Boulder City and Mesquite have agreed “that housing and community development activities are to be performed jointly.” As the grantee, the County assumes the role of lead agency ultimately responsible for overseeing the administration of the CDBG plan in terms of meeting citizen participation requirements, ensuring that all four jurisdictions employ affirmative action in the areas of fair housing, equal employment opportunity, business opportunities for minorities and women, and administering environmental review records. The jurisdictions agree “they will assist the lead agency in performing any and all actions required and appropriate to comply with the provisions of the CDBG grant agreements.”

Planning activities will follow the same steps each year although the timing may vary somewhat. These steps are:

1. Dissemination of CDBG and ESG information to cities, towns, agencies, and individuals;
2. Identification of community development issues, needs, and concerns (joint effort of staff and citizens committees);
3. Submission of project applications; and
4. Project selection for submission to HUD:
  - a. Meetings and hearings to obtain citizen input,
  - b. Review of project applications for CDBG by CDAC and staff, ESG CoC EWG and staff
  - c. Project recommendations of CDAC and CoC EWG to the Clark County Board of Commissioners,
  - d. Public hearing before the Board of County Commissioners and final selection of projects for application submission to HUD.

The primary conduits for citizen input take place via the countywide Community Development Advisory Committee (CDAC), the CoC EWG, North Las Vegas Citizens Advisory Committee, and the scheduled

public hearings and open meetings held in Clark County, North Las Vegas, Boulder City, and Mesquite. Citizen involvement is encouraged through dissemination of timely information and adequate advance notice of meetings and hearings.

### Public Hearings and Meetings

Public hearings and meetings will be the prime vehicle for eliciting public input. Generally, public meetings will be held as needed to extend technical information and to respond to citizen questions and concerns. Public hearings will be held by CDAC, CoC EWG, the Cities of Boulder City, and Mesquite, and the County Commission for the purpose of formal presentation and/or adoption of CDBG documents or policies.

Boulder City, and Mesquite, and each of the unincorporated towns must hold a public hearing to solicit citizen input concerning any projects proposed to be located within their respective boundaries. An endorsement by the appropriate City Council or town advisory board is required for all such projects.

### Community Development Advisory Committee (CDAC)

CDAC is composed of thirty-six (36) members of the community. Each of the fourteen (14) town advisory boards and five citizens' advisory councils is entitled to nominate one representative and one alternate, subject to appointment by the Board of County Commissioners. The North Las Vegas, Boulder City, and Mesquite City Councils each appoint a representative and alternate to the Committee. Finally, fourteen at-large members representing low income, minority, elderly, handicapped, housing, and other community-wide interests are selected by the County Commissioners.

CDAC is advisory in nature. The purpose of the Committee is to provide citizen input into CDBG planning and implementation activities. CDAC is responsible for making recommendations to the Board of County Commissioners with regard to the selection of projects to be funded with CDBG monies. It is important that all CDAC members be well informed regarding the CDBG Programs, eligible and ineligible activities, planning and implementation processes, and applicable federal guidelines in order to responsibly fulfill their role as spokespersons for the community. The specific responsibilities of the three types of CDAC members are outlined below:

#### 1. Town Advisory Boards/Citizens Advisory Councils

Members appointed to CDAC by the town advisory boards (TABs) and citizens advisory councils (CACs) primarily represent their respective unincorporated towns and unincorporated areas. They are responsible for ensuring that fellow town advisory board members and residents are kept apprised of CDBG and ESG activities, requirements, and timetables. They serve as a conduit for input from their respective towns and areas into the CDBG planning and implementation process.

#### 2. Participating Cities

CDAC representatives from Boulder City and Mesquite serve primarily as non-voting liaisons for their respective cities.

Because Boulder City and Mesquite will be largely responsible for planning and administering their own projects, they are encouraged to conduct independent meetings and hearings soliciting citizen input to augment the CDAC process. Boulder City and Mesquite will meet the citizen participation requirements by conducting at least one City Council public hearing during each program year.

### 3. Community At-large

The fourteen representatives at large are responsible for insuring that the needs of the low and moderate-income families, elderly, handicapped, and minority populations are expressed and adequately reflected in CDBG activities. They also play a role in keeping County residents informed of program progress.

#### *Project Application and Selection Process*

The most difficult task the Community Development Advisory Committee and Citizens Advisory Committee face is selecting which projects and activities are to be recommended for funding. The limited amount of CDBG funds is inadequate to meet the requests of all the participating cities, towns, and neighborhoods. Development of a project ranking system enables CDAC and staff to prioritize proposals in a manner that will best meet countywide strategies and objectives.

The Cities of Boulder City, and Mesquite as well as nonprofit agencies interested in receiving CDBG funds must submit a project application to the Clark County Community Resources Management Division.

Once County staff has received the applications, CDAC and staff review will commence. Open meetings and hearings will be held. Bus tours of agencies and projects requesting funding may be taken. Finally, project selections will be made based on a Project Ranking System determined each year by CDAC. These selected projects will be presented to the Board of County Commissioners for their consideration and approval. Following Commission selection, funding allocations for these projects are approved, and an application and final statement of the final projects will be prepared and submitted to HUD for federal funding approval.

#### Clark County HOME Program Citizen Participation Process

The City of North Las Vegas receives their HOME funding per an Interlocal Agreement. At its discretion, North Las Vegas may award HOME/LIHTF or other housing funds for projects within its jurisdictions. This may be done by a competition (e.g., an RFP process), or through other means, such as designation by a City Council. The City of North Las Vegas may elect to retain its HOME/LIHTF funds and undertake projects on its own.

The Clark County awards its funds through an RFP process that involves the submission of applications and a review by the Community Development Advisory Committee (CDAC) described above. However, the recommendations of CDAC are advisory only, and the Clark County Board of Commissioners makes final decisions vis-à-vis HOME and other awards.

#### *Citizen Participation*

To help ensure that HOME and Low-Income Housing Trust Fund (LIHTF) monies are used in a manner that responds to community needs, the Community Resources Management Division relies heavily upon participation and comment by the public. Input from the community is obtained in several ways.

First, the Community Resources Management Division publishes Applications or Requests for Proposals (RFP) for HOME and HOME-related programs. The publications are posted in the newspaper(s) of record within Clark County and through ZoomGrants.

Second, Community Resources Management Division staff undertakes additional outreach, whereby potential HOME/LIHTF subgrantees are made aware of the programs through public advertisements, emails, face-to-face meetings with Clark County staff and technical workshops.

Third, the Community Resources Management Division provides a forum for the CDAC, which reviews HOME/AHTF applications and makes recommendations to the Clark County Board of Commissioners. This advisory body includes representatives from local communities, as well as advocates for the homeless, the disabled, and representatives from various minority communities. The membership also includes representatives from the finance/banking industry and from the Clark County and the SNRHA.

Fourth, CDAC members serve annual terms, and their replacement provides yet another means of receiving additional representation from community members.

Fifth, CDAC holds public meetings to hear presentations from HOME/LIHTF applicants concerning their proposed projects to help the low-income achieve a "decent, safe, and sanitary" housing quality standard. A bus tour provides CDAC members and opportunity to visit the project sites, where feasible.

Sixth, applications for HOME/LIHTF grants are presented at public hearings, after which the Clark County Board of Commissioners makes its binding recommendations, which are based upon input from CDAC, County staff, and the general public.

Seventh, Clark County traditionally has awarded well over the 15% statutory minimum to Community Housing Development Organizations (CHDOs). Such organizations are neighborhood- or community-based, have community representatives on their boards of directors, and are specifically charged with affirmatively marketing affordable housing and furthering Fair Housing activities. To date, the Consortium has assumed the CHDO obligation for the State of Nevada, and furthermore, Clark County continues to assume the CHDO obligation for the entire Consortium.

## Appendix - Alternate/Local Data Sources

1	<b>Data Source Name</b> TDA Consulting 2020 RAI
	<b>List the name of the organization or individual who originated the data set.</b> Regional Analysis of Impediments 2020 TDA Consulting
	<b>Provide a brief summary of the data set.</b> Focus Group Meetings
	<b>What was the purpose for developing this data set?</b> These focus groups were part of the RAI 2020
	<b>How comprehensive is the coverage of this administrative data? Is data collection concentrated in one geographic area or among a certain population?</b> Data is regional in nature but specific to protected classes - single parents, people with disabilities, minority/ethnic groups, seniors.
	<b>What time period (provide the year, and optionally month, or month and day) is covered by this data set?</b> 2019-2020
	<b>What is the status of the data set (complete, in progress, or planned)?</b> Complete
2	<b>Data Source Name</b> Nevada Real Estate Report
	<b>List the name of the organization or individual who originated the data set.</b> Lied Institute for Real Estate Studies, University of Nevada, Las Vegas and the Greater Las Vegas Association of REALTORS®
	<b>Provide a brief summary of the data set.</b> An overview of local residential and commercial real estate conditions.
	<b>What was the purpose for developing this data set?</b> Informational for real estate agents, developers, etc.



	<p><b>How comprehensive is the coverage of this administrative data? Is data collection concentrated in one geographic area or among a certain population?</b></p> <p>Covers all of Clark County.</p>
	<p><b>What time period (provide the year, and optionally month, or month and day) is covered by this data set?</b></p> <p>3rd Quarter, 2018.</p>
	<p><b>What is the status of the data set (complete, in progress, or planned)?</b></p> <p>Complete</p>
<b>3</b>	<p><b>Data Source Name</b></p> <p>U.S. Census 2010 and American Community Survey</p>
	<p><b>List the name of the organization or individual who originated the data set.</b></p> <p>U.S. Census Bureau</p>
	<p><b>Provide a brief summary of the data set.</b></p> <p>Used both Census 2010 SF3 Sample Data for base year calculations. Used 2013-2017 (most recent available) 5-year estimates through the American Community Survey.</p>
	<p><b>What was the purpose for developing this data set?</b></p> <p>Informational</p>
	<p><b>Provide the year (and optionally month, or month and day) for when the data was collected.</b></p> <p>2010, 2013-2017</p>
	<p><b>Briefly describe the methodology for the data collection.</b></p> <p>Census 2010 Survey</p>
	<p><b>Describe the total population from which the sample was taken.</b></p> <p>Clark County</p>
	<p><b>Describe the demographics of the respondents or characteristics of the unit of measure, and the number of respondents or units surveyed.</b></p> <p>All residents of Clark County.</p>
<b>4</b>	<p><b>Data Source Name</b></p> <p>Comprehensive HIV/AIDS Needs Assessment</p>
	<p><b>List the name of the organization or individual who originated the data set.</b></p> <p>Ryan White Park A Las Vegas TGA through Modern Consultants LLC.</p>

	<p><b>Provide a brief summary of the data set.</b></p> <p>Components of data set:</p> <ul style="list-style-type: none"> <li>Epidemiological profile</li> <li>Assessment of survey needs (consumer surveys and focus groups)</li> <li>Assessment of unmet need/service gaps (consumer surveys and focus groups)</li> <li>Profile of provider capacity and capability (provider survey)</li> <li>Resource inventory</li> </ul>
	<p><b>What was the purpose for developing this data set?</b></p> <p>Identify needs and service gaps for people living with HIV/AIDS.</p>
	<p><b>Provide the year (and optionally month, or month and day) for when the data was collected.</b></p> <p>2013 and 2014</p>
	<p><b>Briefly describe the methodology for the data collection.</b></p> <p>Consumer in Care Survey, Consumer Out of Care Survey, Provider Survey, Focus Groups</p>
	<p><b>Describe the total population from which the sample was taken.</b></p> <ul style="list-style-type: none"> <li>273 respondents Consumer in Care Survey</li> <li>51 respondents Consumer Out of Care Survey</li> <li>6 Focus Groups</li> <li>18 Providers</li> </ul>
	<p><b>Describe the demographics of the respondents or characteristics of the unit of measure, and the number of respondents or units surveyed.</b></p> <ul style="list-style-type: none"> <li>273 respondents Consumer in Care Survey - HIV/AIDS</li> <li>51 respondents Consumer Out of Care Survey - HIV/AIDS</li> <li>6 Focus Groups - HIV/AIDS</li> <li>18 Providers - non-profit organizations</li> </ul>
<p><b>5</b></p>	<p><b>Data Source Name</b></p> <p>2019 Southern Nevada Homeless Census and Survey</p>
	<p><b>List the name of the organization or individual who originated the data set.</b></p> <p>Southern Nevada Homelessness Continuum of Care developed in partnership with Nevada Homeless Alliance and Bitfocus.</p>

<p><b>Provide a brief summary of the data set.</b></p> <p>Census of sheltered and unsheltered homeless people, people threatened with homelessness.</p>
<p><b>What was the purpose for developing this data set?</b></p> <p>The Point-in-Time (PIT) Count is an enumeration of both sheltered and unsheltered homeless populations. The PIT is conducted annually over the course of one night during the last week of January; and is required of all Continuums of Care (CoC) per the U.S. Department of Housing and Urban Development (HUD).</p> <p>PIT Counts are conducted by Continuums of Care (CoC) nationwide to provide unduplicated counts and statistically reliable estimates of homeless persons in sheltered and unsheltered locations in a single night. The data collected from the PIT Counts are combined with information from the Housing Inventory Count (HIC), which is also conducted annually by CoCs nationwide. The HIC is a point in time inventory of projects within a CoC. It measures the amount of beds and units available to serve persons who are experiencing homelessness.</p> <p>In addition to the PIT and HIC, each CoC nationwide conducts a comprehensive annual survey. These surveys are intended to further investigate the precursors and defining characteristics of homelessness, as well as the defining characteristics of different homeless subpopulations. The information that is garnered from the PIT, HIC, and surveys is then merged to articulate the causes and characteristics of homelessness on a local, state and national level.</p>
<p><b>Provide the year (and optionally month, or month and day) for when the data was collected.</b></p> <p>January 23, 2019</p>
<p><b>Briefly describe the methodology for the data collection.</b></p> <p>This project included a comprehensive enumeration, or Point-in-Time (PIT) Count, of the homeless population of Clark County, Nevada (hereafter referred to as Southern Nevada). This enumeration was conducted on the night of January 23, 2019.</p> <p>In 2019, there was a point-in-time estimate of 5,530 persons experiencing homelessness. Using a random sampling technique, 352 street surveys were administered.</p> <p>352 persons of individuals experiencing unsheltered homelessness were surveyed in order to yield qualitative data to enhance understanding of the scope and characteristics of the homeless community in Southern Nevada.</p>
<p><b>Describe the total population from which the sample was taken.</b></p> <p>See above</p>

	<p><b>Describe the demographics of the respondents or characteristics of the unit of measure, and the number of respondents or units surveyed.</b></p> <p>See full report at  <a href="http://helphopehome.org/wp-content/uploads/2019/09/2019-Homeless-Census-Narratives-and-Methodology-Final-2.0.pdf">http://helphopehome.org/wp-content/uploads/2019/09/2019-Homeless-Census-Narratives-and-Methodology-Final-2.0.pdf</a></p>
<b>6</b>	<p><b>Data Source Name</b></p> <p>SNRHA Data by Program Type</p> <p><b>List the name of the organization or individual who originated the data set.</b></p> <p>Southern Nevada Regional Housing Authority</p> <p><b>Provide a brief summary of the data set.</b></p> <p>Number of public housing units and characteristics of residents.</p> <p><b>What was the purpose for developing this data set?</b></p> <p>Update to PIC which was outdated in the Conplan.</p> <p><b>How comprehensive is the coverage of this administrative data? Is data collection concentrated in one geographic area or among a certain population?</b></p> <p>SNRHA is the public housing authority and operates the programs described in the table.</p> <p><b>What time period (provide the year, and optionally month, or month and day) is covered by this data set?</b></p> <p>FY2020 Annual Plan and represents current status of housing.</p> <p><b>What is the status of the data set (complete, in progress, or planned)?</b></p> <p>Complete data set.</p>
<b>7</b>	<p><b>Data Source Name</b></p> <p>The GAP: A Shortage of Affordable Homes</p> <p><b>List the name of the organization or individual who originated the data set.</b></p> <p>National Low-Income Housing Coalition</p> <p><b>Provide a brief summary of the data set.</b></p> <p>Annual report providing information on affordable housing for the United States, <b>each state</b> plus the District of Columbia (DC), and the largest metropolitan areas.</p>

	<p><b>What time period (provide the year, and optionally month, or month and day) is covered by this data set?</b></p> <p>March 2020</p>
	<p><b>What is the status of the data set (complete, in progress, or planned)?</b></p> <p>Complete data set.</p>